



**TITAN
FITTINGS**

More Products.
Higher Quality.
Superior Service.

Stainless Steel Hose Ends



www.TitanFittings.com

Some of Our Other Products:



Double Ferrule

- Interchangeable with Swagelok® style fittings
- Simple installation and assembly



Adapters

- Instrumentation grade material and manufacturing
- Precision machined
- All North American and international thread types



Hose Assemblies

- Large volume production capability
- Inspection report certificates available



Single Ferrule

- Interchangeable with CPI® style fittings
- Simple installation and assembly vs. double ferrule



Needle Valves

- 5000/6000/10000 pressure rated models
- standard PTFE, optional PEEK packing available
- Sour gas certified per NACE (if required)



Check Valves

- 3000 and 6000 pressure rated models
- Available with NBR, Viton, and EPDM o-ring seals



Table of Contents

43 Series

43 Series Stainless Crimp Hose Ends



Pages 3-21

BW Series

BW Series Stainless Crimp Hose Ends



Pages 22-46

HY Series

HY Series Stainless Crimp Hose Ends



Pages 47-56

Push Ons
Series

Push On Stainless Hose Ends



Pages 57-59

Re-usable
Series

Reusable / Field Attachable Stainless
Hose Ends



Pages 61-63

Note:

Our online catalog is updated more frequently than our print catalog. Visit us online at www.titanfittings.com for a more complete offering of our products or call us at 855-396-7836 for custom machined fittings.

Safety

Improper usage or crimping of hose fittings, assemblies and related accessories can cause injury, property damage and death. Dangers include high pressure leaks, contact with hazardous chemicals, and explosion of conveyed fluid exist in any high pressure hydraulic application. Make certain all proper procedures are followed in order to maintain safe usage of these hydraulic products. All hose fittings have specific crimp specifications depending on the hose. Please insure that the proper specification is being used.



Note:

This catalog is used as a reference only. Dimensions, specifications, data tables may be subject to change at any time.

Series 43 Crimp Fittings



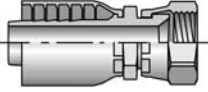

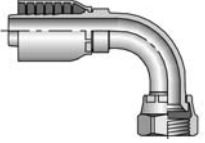
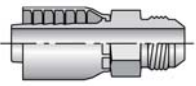
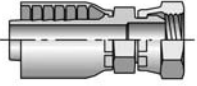
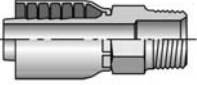
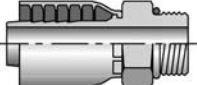
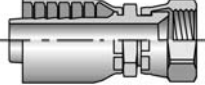


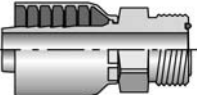
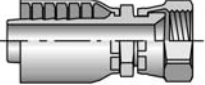

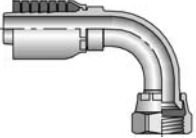
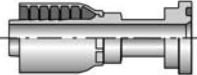
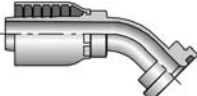

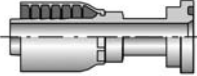
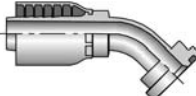
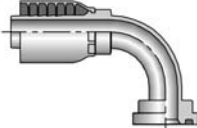
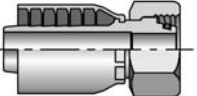

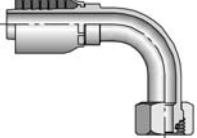
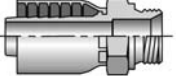
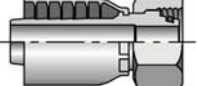

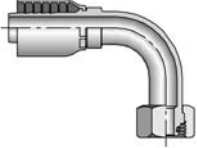
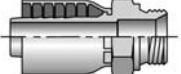
43 Series

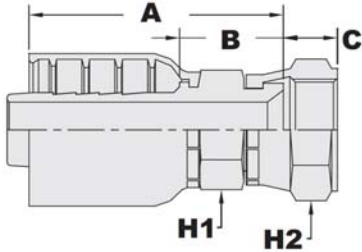
BW Series

HY Series

Push On Series

RR (ReUsable) Series

SS-43-FJX p. 05  37° Flare JIC Female Swivel	SS-43-FJX45 p. 06  37° Flare JIC Female Swivel, 45°	SS-43-FJX90 p. 07  37° Flare JIC Female Swivel, 90°	SS-43-MJ p.08  37° Flare JIC Male Rigid	SS-43-FPX p. 08  NPT Female Swivel
SS-43-MP p. 09  Pipe Male Rigid	SS-43-MOR p. 10  O-Ring Boss Rigid (ORB) - Stainless	SS-43-FFX p. 10  O-Ring Face Seal (ORFS) Female Swivel	SS-43-FFX45 p. 11  O-Ring Face Seal (ORFS) Female Swivel, 45°	SS-43-FFX90 p.12  O-Ring Face Seal (ORFS) Female Swivel, 90°
SS-43-MFF p. 13  O-Ring Face Seal (ORFS) Male Rigid- Stainless	SS-43-FBX p. 13  BSPP Female Swivel- Stainless	SS-43-FBX45 p. 14  BSP 45° Female Swivel Elbow - Stainless	SS-43-FBX90 p. 14  BSP Female Swivel, 90 Elbow - Stainless	SS-43-FL61 p. 15  Code 61 Flange Rigid
SS-43-FL6145 p. 15  Code 61 Flange Rigid, 45°	SS-43-FL6190 p. 16  Code 61 Flange Rigid, 90°	SS-43-FL62 p. 16  Code 62 Flange Rigid	SS-43-FL6245 p. 17  Code 62 Flange Rigid, 45°	SS-43-FL6290 p. 17  Code 62 Flange Rigid, 90°
SS-43-FDL p. 18  Metric DIN Light	SS-43-FDL45 p. 18  Metric DIN Light, 45°	SS-43-FDL90 p. 19  Metric DIN Light, 90°	SS-43-MDL p. 19  Male Metric DIN Light	SS-43-FDS p. 21  Metric DIN Heavy
SS-43-FDS45 p. 20  Metric DIN Heavy, 45°	SS-43-FDS90 p. 20  Metric DIN Heavy, 90°	SS-43-MDS p. 21  Male Metric DIN Heavy		



Product Number: SS-43-FJX

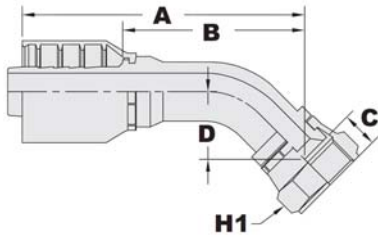
Name: 37° Flare JIC Female Swivel

Material: 316 Stainless Steel

Uses: 1 & 2 Braided Hose

Hoses: 1SN (100R1), 2SN (100R2), R16, R17

TITAN PART NUMBER	HOSE I.D. (INCHES)	THREAD	DIMENSIONS (INCHES)			H1	H2
			A	B	C		
SS-43-FJX-04-04	1/4	7/16 -20	1.61	0.83	0.34	0.56	0.56
SS-43-FJX-04-05	1/4	1/2 -20	1.65	0.87	0.37	0.56	0.56
SS-43-FJX-04-06	1/4	9/16 -18	1.65	0.87	0.37	0.56	0.69
SS-43-FJX-06-06	3/8	9/16 -18	1.97	0.91	0.37	0.69	0.69
SS-43-FJX-06-08	3/8	3/4 -16	1.97	0.91	0.42	0.69	0.87
SS-43-FJX-08-08	1/2	3/4 -16	2.13	0.91	0.42	0.87	0.87
SS-43-FJX-08-10	1/2	7/8 -14	2.17	0.94	0.50	0.87	1.00
SS-43-FJX-10-10	5/8	7/8 -16	2.48	0.98	0.50	0.87	1.00
SS-43-FJX-10-12	5/8	1-1/16 -12	2.56	1.06	0.56	1.06	1.25
SS-43-FJX-12-12	3/4	1-1/16 -12	2.60	1.06	0.56	1.06	1.25
SS-43-FJX-12-16	3/4	1-5/16 -12	2.60	1.30	0.59	1.06	
SS-43-FJX-16-16	1	1-5/16 -12	3.07	1.30	0.59	1.50	1.37
SS-43-FJX-16-20	1	1-5/8 -12	3.15	1.34	0.63	2.00	2.00
SS-43-FJX-20-20	1.25	1-5/8 -12	3.23	1.38	0.63	2.00	2.00
SS-43-FJX-24-24	1.5	1-7/8 -12	4.02	1.69	0.73	2.25	2.12
SS-43-FJX-32-32	2	2-1/2 -12	4.96	2.17	0.94	2.50	2.87



Product Number: SS-43-FJX45

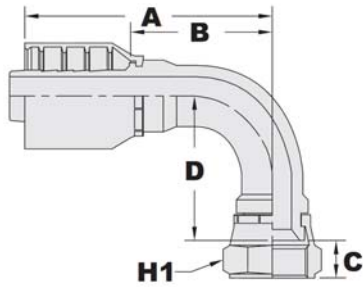
Name: 37° Flare JIC Female Swivel, 45°

Material: 316 Stainless Steel

Uses: 1 & 2 Braided Hose

Hoses: 1SN (100R1), 2SN (100R2), R16, R17

TITAN PART NUMBER	HOSE I.D. (INCHES)	THREAD	DIMENSIONS (INCHES)				H1
			A	B	C	D	
SS-43-FJX90-04-04	1/4	7/16 -20	2.01	1.18	0.34	0.94	0.56
SS-43-FJX90-04-06	1/4	9/16 -18	2.01	1.18	0.37	0.98	0.69
SS-43-FJX90-06-06	3/8	9/16 -18	2.72	1.65	0.37	1.14	0.69
SS-43-FJX90-06-08	3/8	3/4 -16	2.72	1.65	0.42	1.14	0.87
SS-43-FJX90-08-08	1/2	3/4 -16	2.76	1.50	0.42	1.22	0.87
SS-43-FJX90-08-10	1/2	7/8 -14	2.76	1.50	0.50	1.22	1.00
SS-43-FJX90-08-12	1/2	1-1/16-12	2.76	1.50	0.56	1.22	1.25
SS-43-FJX90-10-10	5/8	7/8 -14	2.80	1.65	0.50	1.38	1.00
SS-43-FJX90-12-12	3/4	1-1/16-12	3.98	2.40	0.56	1.97	1.25
SS-43-FJX90-16-16	1	1-5/16-12	4.96	3.19	0.59	2.44	2.50
SS-43-FJX90-20-20	1.25	1-5/8-12	5.51	3.66	0.63	3.23	1.98
SS-43-FJX90-24-24	1.5	1-7/8-12	5.94	3.58	0.73	3.39	2.12
SS-43-FJX90-32-32	2	2-1/2-12	8.11	5.31	0.94	5.28	2.87



Product Number: SS-43-FJX90

Name: 37° Flare JIC Female Swivel, 90°

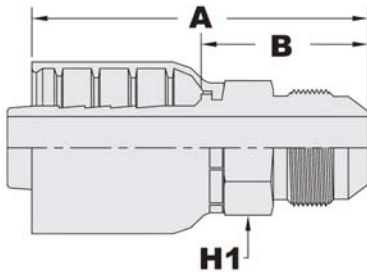
Material: 316 Stainless Steel

Uses: 1 & 2 Braided Hose

Hoses: 1SN (100R1), 2SN (100R2), R16, R17

TITAN PART NUMBER	HOSE I.D. (INCHES)	THREAD	DIMENSIONS (INCHES)				H1	L1 1.020
			A	B	C	D		
SS-43-FJX90-04-04	1/4	7/16 -20	2.01	1.18	0.34	0.94	0.56	1.290
SS-43-FJX90-04-06	1/4	9/16 -18	2.01	1.18	0.37	0.98	0.69	1.420
SS-43-FJX90-06-06	3/8	9/16 -18	2.72	1.65	0.37	1.14	0.69	1.480
SS-43-FJX90-06-08	3/8	3/4 -16	2.72	1.65	0.42	1.14	0.87	1.480
SS-43-FJX90-08-08	1/2	3/4 -16	2.76	1.50	0.42	1.22	0.87	1.520
SS-43-FJX90-08-10	1/2	7/8 -14	2.76	1.50	0.50	1.22	1.00	1.780
SS-43-FJX90-08-12	1/2	1-1/16 -12	2.76	1.50	0.56	1.22	1.25	1.750
SS-43-FJX90-10-10	5/8	7/8 -14	2.80	1.65	0.50	1.38	1.00	1.660
SS-43-FJX90-12-12	3/4	1-1/16 -12	3.98	2.40	0.56	1.97	1.25	1.840
SS-43-FJX90-16-16	1	1-5/16 -12	4.96	3.19	0.59	2.44	2.50	1.970
SS-43-FJX90-20-20	1.25	1-5/8 -12	5.51	3.66	0.63	3.23	1.98	1.910
SS-43-FJX90-24-24	1.5	1-7/8 -12	5.94	3.58	0.73	3.39	2.12	1.970
SS-43-FJX90-32-32	2	2-1/2 -12	8.11	5.31	0.94	5.28	2.87	2.180

43 Series
BW Series
HY Series
Push On Series
RR (ReUsable) Series



Product Number: SS-43-MJ

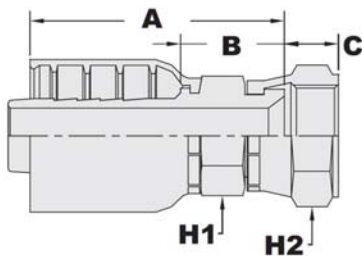
Name: 37° Flare JIC Male Rigid

Material: 316 Stainless Steel

Uses: 1 & 2 Braided Hose

Hoses: 1SN (100R1), 2SN (100R2), R16, R17

TITAN PART NUMBER	HOSE I.D. (INCHES)	THREAD	DIMENSIONS (INCHES)		H1
			A	B	
SS-43-MJ-04-04	1/4	7/16 -20	1.81	1.02	0.56
SS-43-MJ-06-06	3/8	9/16 -18	2.13	1.06	0.75
SS-43-MJ-08-08	1/2	3/4 -16	2.40	1.18	0.87
SS-43-MJ-10-10	5/8	7/8 -14	2.80	1.30	0.94
SS-43-MJ-12-12	3/4	1-1/16 -12	3.07	1.54	1.12
SS-43-MJ-16-16	1	1-5/16 -12	3.35	1.57	1.37
SS-43-MJ-20-20	1.25	1-5/8 -12	3.58	1.73	1.87



Product Number: SS-43-FPX

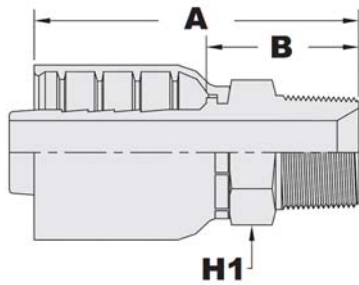
Name: NPT Female Swivel

Material: 316 Stainless Steel

Uses: 1 & 2 Braided Hose

Hoses: 1SN (100R1), 2SN (100R2), R16, R17

TITAN PART NUMBER	HOSE I.D. (INCHES)	THREAD	DIMENSIONS (INCHES)			H1	H2
			A	B	C		
SS-43-FPX-04-04	1/4	1/4 -19	1.77	0.98	0.17	0.67	0.75
SS-43-FPX-06-06	3/8	3/8 -19	2.17	1.10	0.24	0.75	0.87
SS-43-FPX-08-08	1/2	1/2 -14	2.36	1.14	0.26	0.87	1.06
SS-43-FPX-10-10	5/8	5/8 -14	2.64	1.14	0.30	1.06	1.06
SS-43-FPX-12-12	3/4	3/4 -14	2.80	1.26	0.35	1.06	1.42
SS-43-FPX-16-16	1	1 -11	3.19	1.42	0.42	1.42	1.61
SS-43-FPX-20-20	1.25	1-1/4 -11	3.66	1.81	0.41	1.81	1.97


Product Number: SS-43-MP

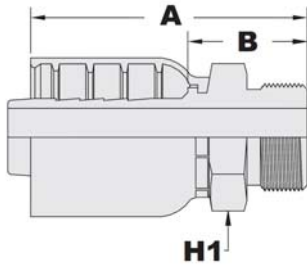
Name: Pipe Male Rigid

Material: 316 Stainless Steel

Uses: 1 & 2 Braided Hose

Hoses: 1SN (100R1), 2SN (100R2), R16, R17

TITAN PART NUMBER	HOSE I.D. (INCHES)	THREAD	DIMENSIONS (INCHES)		H1
			A	B	
SS-43-MP-04-02	1/4	1/8 -27	1.65	0.85	0.56
SS-43-MP-04-04	1/4	1/4 -18	1.81	1.02	0.56
SS-43-MP-04-06	1/4	3/8 -18	1.93	1.14	0.75
SS-43-MP-06-04	3/8	1/4 -18	2.13	1.06	0.69
SS-43-MP-06-06	3/8	3/8 -18	2.20	1.14	0.69
SS-43-MP-06-08	3/8	1/2 -14	2.32	1.26	0.87
SS-43-MP-08-06	1/2	3/8 -18	2.13	1.06	0.87
SS-43-MP-08-08	1/2	1/2 -14	2.48	1.30	0.87
SS-43-MP-08-12	1/2	3/4 -14	2.48	1.26	1.06
SS-43-MP-10-08	5/8	1/2 -14	2.76	1.30	0.94
SS-43-MP-10-12	5/8	3/4 -14	2.76	1.26	1.06
SS-43-MP-12-12	3/4	3/4 -14	2.91	1.38	1.06
SS-43-MP-12-16	3/4	1 -11.5	3.11	1.57	1.37
SS-43-MP-16-12	1	3/4 -14	3.19	1.42	1.37
SS-43-MP-16-16	1	1 -11.5	3.43	1.61	1.37
SS-43-MP-20-20	1.25	1-1/4 -11.5	3.78	1.93	1.69
SS-43-MP-24-24	1.5	1-1/2 -11.5	4.29	1.97	2.00
SS-43-MP-32-32	2	2 -11.5	5.08	2.28	2.50



Product Number: SS-43-MOR

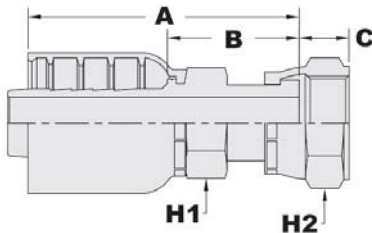
Name: O-Ring Boss Rigid (ORB) Male - Stainless

Material: 316 Stainless Steel

Uses: 1 & 2 Braided Hose

Hoses: 1SN (100R1), 2SN (100R2), R16, R17

TITAN PART NUMBER	HOSE I.D. (INCHES)	THREAD	DIMENSIONS (INCHES)		H1
			A	B	
SS-43-MOR-04-04	1/4	7/16 -20	1.69	0.87	0.56
SS-43-MOR-06-06	3/8	9/16 -18	2.05	0.98	0.69
SS-43-MOR-08-08	1/2	3/4 -16	2.24	0.98	1.06
SS-43-MOR-10-10	5/8	7/8 -14	2.56	1.02	1.00
SS-43-MOR-12-12	3/4	1-1/16 -12	2.76	1.18	1.25
SS-43-MOR-16-16	1	1-5/16 -12	3.07	1.30	1.50



Product Number: SS-43-FFX

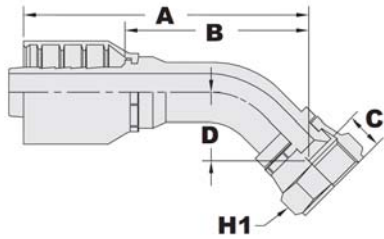
Name: O-Ring Face Seal (ORFS) Female Swivel

Material: 316 Stainless Steel

Uses: 1 & 2 Braided Hose

Hoses: 1SN (100R1), 2SN (100R2), R16, R17

TITAN PART NUMBER	HOSE I.D. (INCHES)	THREAD	DIMENSIONS (INCHES)			H1	TUBE (MM)
			A	B	D		
SS-43-FFX-04-04	1/4"	9/16 -18	1.89	1.10	0.31	0.56	0.69
SS-43-FFX-04-06	1/4	11/16 -16	1.97	1.18	0.35	0.69	0.81
SS-43-FFX-06-06	3/8"	11/16 -16	2.20	1.14	0.35	0.69	0.81
SS-43-FFX-06-08	3/8"	13/16 -16	2.32	1.26	0.43	0.69	0.94
SS-43-FFX-08-08	1/2	13/16 -16	2.48	1.26	0.43	0.81	0.94
SS-43-FFX-08-10	1/2	1 -14	2.76	1.54	0.55	0.81	1.12
SS-43-FFX-08-12	1/2	1-3/16 -12	2.87	1.65	0.59	0.94	1.37
SS-43-FFX-10-10	5/8	1 -14	2.76	1.54	0.55	0.81	1.12
SS-43-FFX-12-12	3/4	1-3/16 -12	3.15	1.61	0.59	1.12	1.37
SS-43-FFX-12-16	3/4	1-7/16 -12	3.23	1.69	0.63	1.25	1.62
SS-43-FFX-16-12	1	1-3/16 -12	3.46	1.69	0.59	1.31	1.37
SS-43-FFX-16-16	1	1-7/16 -12	3.54	1.77	0.63	1.37	1.62
SS-43-FFX-16-20	1	1-11/16 -12	3.07	1.30	0.63	1.37	1.87
SS-43-FFX-20-20	1.25	1-11/16 -12	3.39	1.54	0.63	1.75	1.87
SS-43-FFX-24-24	1.5	2 -12	3.94	1.61	0.63	1.87	2.25



Product Number: SS-43-FFX45

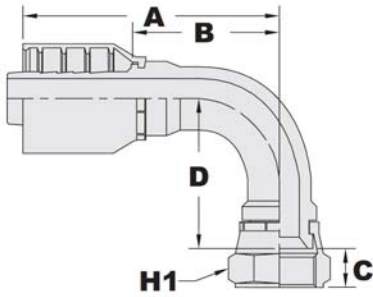
Name: O-Ring Face Seal (ORFS) Female Swivel, 45°

Material: 316 Stainless Steel

Uses: 1 & 2 Braided Hose

Hoses: 1SN (100R1), 2SN (100R2), R16, R17

TITAN PART NUMBER	HOSE I.D. (INCHES)	THREAD	DIMENSIONS (INCHES)				H1
			A	B	C	D	
SS-43-FFX45-04-04	1/4"	9/16 -18	2.17	1.34	0.31	0.51	0.69
SS-43-FFX45-04-06	1/4	11/16 -16	2.20	1.38	0.35	0.55	0.81
SS-43-FFX45-04-08	1/4	13/16 -16	2.28	1.46	0.43	0.63	0.94
SS-43-FFX45-06-06	3/8	11/16 -16	2.68	1.61	0.35	0.63	0.81
SS-43-FFX45-08-08	1/2	13/16 -16	3.23	1.97	0.43	0.83	0.94
SS-43-FFX45-08-10	1/2	1 -14	3.27	2.01	0.55	0.83	1.12
SS-43-FFX45-08-12	1/2	1-3/16 -14	3.23	1.97	0.59	0.79	1.37
SS-43-FFX45-10-10	5/8	1 -14	3.66	2.13	0.55	0.83	1.12
SS-43-FFX45-12-12	3/4	1-3/16 -12	4.53	2.95	0.59	1.10	1.37
SS-43-FFX45-12-16	3/4	1-7/16 -12	4.53	2.95	0.63	1.18	1.62
SS-43-FFX45-16-12	1	1-3/16 -12	4.76	2.99	0.59	1.18	1.37
SS-43-FFX45-16-16	1	1-7/16 -12	4.76	2.99	0.63	1.14	1.62
SS-43-FFX45-16-20	1	1-11/16 -12	4.88	3.11	0.63	1.30	1.87
SS-43-FFX45-20-20	1.25	1-11/16 -12	5.91	4.06	0.63	1.57	1.62
SS-43-FFX45-24-24	1.5	2 -12	6.85	4.49	0.63	1.77	2.25



Product Number: SS-43-FFX90

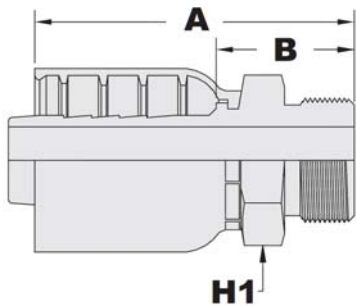
Name: O-Ring Face Seal (ORFS) Female Swivel, 90°

Material: 316 Stainless Steel

Uses: 1 & 2 Braided Hose

Hoses: 1SN (100R1), 2SN (100R2), R16, R17

TITAN PART NUMBER	HOSE I.D. (INCHES)	THREAD	DIMENSIONS (INCHES)				H1
			A	B	C	D	
SS-43-FFX90-04-04	1/4	9/16 -18	2.01	1.18	0.31	0.94	0.69
SS-43-FFX90-04-06	1/4	11/16 -16	2.01	1.18	0.35	1.02	0.81
SS-43-FFX90-06-06	3/8	11/16 -16	2.72	1.65	0.35	1.02	0.81
SS-43-FFX90-06-08	3/8	13/16 -16	2.72	1.65	0.43	1.10	0.94
SS-43-FFX90-08-08	1/2	13/16 -16	2.76	1.50	0.43	1.18	0.94
SS-43-FFX90-08-10	1/2	1 -14	2.76	1.50	0.55	1.22	1.12
SS-43-FFX90-08-12	1/2	1-3/16 -12	2.76	1.50	0.59	1.18	1.37
SS-43-FFX90-10-10	5/8	1 -14	2.80	1.65	0.55	1.50	1.12
SS-43-FFX90-12-12	3/4	1-3/16 -12	3.98	2.40	0.59	1.93	1.37
SS-43-FFX90-12-16	3/4	1-7/16 -12	3.98	2.40	0.63	1.93	1.62
SS-43-FFX90-16-12	1	1-3/16 -12	4.96	3.19	0.59	2.24	1.37
SS-43-FFX90-16-16	1	1-7/16 -12	4.96	3.19	0.63	2.24	1.62
SS-43-FFX90-16-20	1	1-11/16 -12	4.96	3.19	0.63	2.36	1.87
SS-43-FFX90-20-20	1.25	1-11/16 -12	5.51	3.66	0.63	3.03	1.87
SS-43-FFX90-24-24	1.5	2 -12	5.94	3.58	0.63	3.15	2.25



Product Number: SS-43-MFF

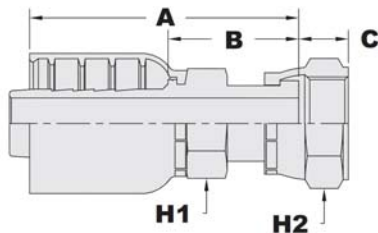
Name: O-Ring Face Seal (ORFS) Male Rigid- Stainless

Material: 316 Stainless Steel

Uses: 1 & 2 Braided Hose

Hoses: 1SN (100R1), 2SN (100R2), R16, R17

TITAN PART NUMBER	HOSE I.D. (INCHES)	THREAD	DIMENSIONS (INCHES)		H1
			A	B	
SS-43-MFF-04-04	1/4	7/16 -20	1.69	0.87	0.56
SS-43-MFF-06-06	3/8	9/16 -18	2.05	0.98	0.69
SS-43-MFF-08-08	1/2	3/4 -16	2.24	0.98	1.06
SS-43-MFF-10-10	5/8	7/8 -14	2.56	1.02	1.00
SS-43-MFF-12-12	3/4	1-1/16 -12	2.76	1.18	1.25
SS-43-MFF-16-16	1	1-5/16 -12	3.07	1.30	1.50



Product Number: SS-43-FBX

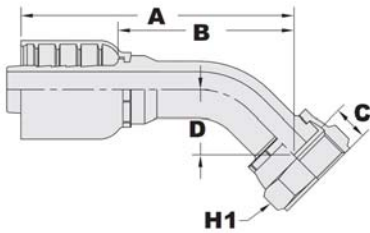
Name: BSPP Female Swivel- Stainless

Material: 316 Stainless Steel

Uses: 1 & 2 Braided Hose

Hoses: 1SN (100R1), 2SN (100R2), R16, R17

TITAN PART NUMBER	HOSE I.D. (INCHES)	THREAD	DIMENSIONS (INCHES)			H1	H2
			A	B	C		
SS-43-FBX-04-04	1/4	1/4 -19	1.77	0.98	0.17	0.67	0.75
SS-43-FBX-06-06	3/8	3/8 -19	2.17	1.10	0.24	0.75	0.87
SS-43-FBX-08-08	1/2	1/2 -14	2.36	1.14	0.26	0.87	1.06
SS-43-FBX-10-10	5/8	5/8 -14	2.64	1.14	0.30	1.06	1.06
SS-43-FBX-12-12	3/4	3/4 -14	2.80	1.26	0.35	1.06	1.42
SS-43-FBX-16-16	1	1 -11	3.19	1.42	0.42	1.42	1.61
SS-43-FBX-20-20	1.25	1-1/4 -11	3.66	1.81	0.41	1.81	1.97



Product Number: SS-FBX45

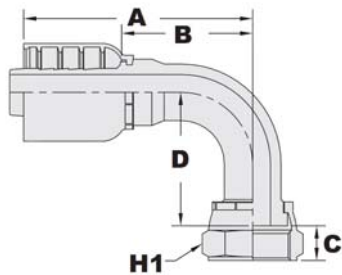
Name: BSP 45° Female Swivel Elbow - Stainless

Material: 316 Stainless Steel

Uses: 1 & 2 Braided Hose

Hoses: 1SN (100R1), 2SN (100R2), R16, R17

TITAN PART NUMBER	HOSE I.D. (INCHES)	THREAD	DIMENSIONS (INCHES)				H1
			A	B	C	D	
SS-43-FBX45-04-04	1/4	1/4 -19	2.28	1.50	0.17	0.67	0.75
SS-43-FBX45-06-06	3/8	3/8 -19	2.80	1.73	0.24	0.75	0.87
SS-43-FBX45-08-08	1/2	1/2 -14	3.31	2.05	0.26	0.91	1.06
SS-43-FBX45-10-10	5/8	5/8 -14	3.62	2.09	0.30	0.83	1.06
SS-43-FBX45-12-12	3/4	3/4 -14	4.61	3.03	0.35	1.18	1.42
SS-43-FBX45-16-16	1	1 -11	4.92	3.15	0.42	1.73	1.61



Product Number: SS-FBX90

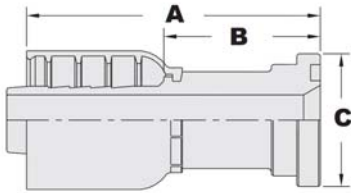
Name: BSP Female Swivel, 90 Elbow - Stainless

Material: 316 Stainless Steel

Uses: 1 & 2 Braided Hose

Hoses: 1SN (100R1), 2SN (100R2), R16, R17

TITAN PART NUMBER	HOSE I.D. (INCHES)	THREAD	DIMENSIONS (INCHES)				H1
			A	B	C	D	
SS-43-FBX90-04-04	1/4	1/4 -19	2.01	1.18	0.17	1.10	0.75
SS-43-FBX90-06-06	3/8	3/8 -19	2.72	1.65	0.24	1.26	0.87
SS-43-FBX90-08-08	1/2	1/2 -14	2.76	1.50	0.26	1.38	1.06
SS-43-FBX90-12-12	3/4	3/4 -14	3.98	2.40	0.35	2.13	1.42
SS-43-FBX90-16-16	1	1 -11	4.96	3.19	0.42	2.56	1.61
SS-43-FBX90-20-20	1.25	1-1/4 -11	5.51	3.66	0.41	3.39	1.97


Product Number: SS-43-FL61

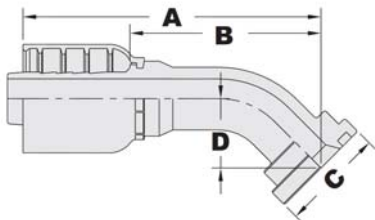
Name: Code 61 Flange Rigid

Material: 316 Stainless Steel

Uses: 1 & 2 Braided Hose

Hoses: 1SN (100R1), 2SN (100R2), R16, R17

TITAN PART NUMBER	HOSE I.D. (INCHES)	THREAD	DIMENSIONS (INCHES)		
			A	B	C
SS-43-C61-08-08	1/2	-	2.99	1.77	1.19
SS-43-C61-08-12	1/2	-	2.99	1.77	1.50
SS-43-C61-12-12	3/4	-	3.31	1.77	1.50
SS-43-C61-12-16	3/4	-	3.15	1.61	1.75
SS-43-C61-16-16	1	-	3.98	2.20	1.75
SS-43-C61-16-20	1	-	3.90	2.13	2.00
SS-43-C61-20-20	1.25	-	4.33	2.48	2.00
SS-43-C61-20-24	1.25	-	4.57	2.72	2.37
SS-43-C61-24-24	1.5	-	5.16	2.83	2.37
SS-43-C61-24-32	1.5	-	5.43	3.11	2.81
SS-43-C61-32-32	2	-	5.91	3.11	2.81


Product Number: SS-43-FL6145

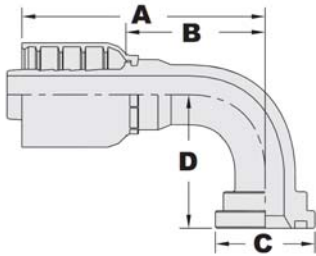
Name: Code 61 Flange Rigid, 45°

Material: 316 Stainless Steel

Uses: 1 & 2 Braided Hose

Hoses: 1SN (100R1), 2SN (100R2), R16, R17

TITAN PART NUMBER	HOSE I.D. (INCHES)	THREAD	DIMENSIONS (INCHES)			
			A	B	C	D
SS-43-C6145-08-08	1/2	-	3.15	1.89	1.19	0.75
SS-43-C6145-08-12	1/2	-	3.27	2.01	1.50	0.87
SS-43-C6145-12-12	3/4	-	4.57	2.99	1.50	1.14
SS-43-C6145-12-16	3/4	-	4.57	2.99	1.75	1.14
SS-43-C6145-16-16	1	-	4.41	3.03	1.75	1.22
SS-43-C6145-16-20	1	-	4.41	3.03	2.00	1.22
SS-43-C6145-20-20	1.25	-	5.83	3.98	2.00	1.50
SS-43-C6145-20-24	1.25	-	5.91	4.06	2.37	1.57
SS-43-C6145-24-24	1.5	-	6.81	4.45	2.37	1.73
SS-43-C6145-32-24	1.5	-	6.81	4.45	2.81	1.73
SS-43-C6145-32-32	2	-	8.23	5.43	2.81	2.36



Product Number: SS-43-FL6190

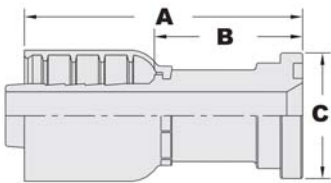
Name: Code 61 Flange Rigid, 90°

Material: 316 Stainless Steel

Uses: 1 & 2 Braided Hose

Hoses: 1SN (100R1), 2SN (100R2), R16, R17

TITAN PART NUMBER	HOSE I.D. (INCHES)	THREAD	DIMENSIONS (INCHES)			
			A	B	C	D
SS-43-C6190-08-08	1/2	-	2.76	1.50	0.81	1.34
SS-43-C6190-08-12	1/2	-	2.76	1.50	1.50	1.38
SS-43-C6190-08-16	1	-	2.76	1.50	1.75	1.38
SS-43-C6190-10-12	5/8	-	2.80	1.65	1.50	1.65
SS-43-C6190-12-12	3/4	-	3.98	2.40	1.50	2.13
SS-43-C6190-12-16	3/4	-	3.98	2.40	1.75	2.13
SS-43-C6190-16-16	1	-	4.96	3.19	1.75	2.44
SS-43-C6190-16-20	1	-	4.96	3.19	2.00	2.44
SS-43-C6190-20-20	1.25	-	5.51	3.66	2.00	3.11
SS-43-C6190-20-24	1.25	-	5.51	3.66	2.37	3.19
SS-43-C6190-24-24	1.5	-	5.94	3.58	2.37	3.27
SS-43-C6190-24-32	1.5	-	5.94	3.58	2.81	3.27
SS-43-C6190-32-32	2	-	8.11	5.31	2.81	5.16



Product Number: SS-43-FL62

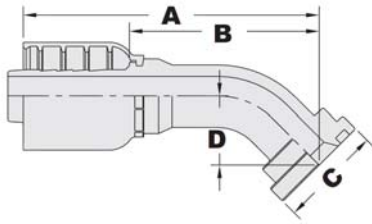
Name: Code 62 Flange Rigid

Material: 316 Stainless Steel

Uses: 1 & 2 Braided Hose

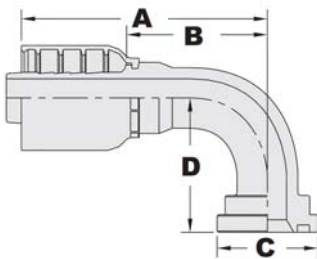
Hoses: 1SN (100R1), 2SN (100R2), R16, R17

TITAN PART NUMBER	HOSE I.D. (INCHES)	THREAD	DIMENSIONS (INCHES)		
			A	B	C
SS-43-C62-12-12	3/4	-	3.46	1.93	1.62
SS-43-C62-12-16	3/4	-	3.90	2.36	1.87
SS-43-C62-16-16	1	-	4.21	2.44	1.87
SS-43-C62-16-20	1	-	4.37	2.91	2.12
SS-43-C62-20-20	1.25	-	4.41	2.95	2.12
SS-43-C62-20-24	1.25	-	4.41	2.95	2.50
SS-43-C62-24-24	1.5	-	5.51	3.19	2.50
SS-43-C62-24-32	1.5	-	6.30	3.98	3.12
SS-43-C62-32-32	2	-	6.77	3.98	3.12



Product Number: SS-43-FL6245
Name: Code 62 Flange Rigid, 45°
Material: 316 Stainless Steel
Uses: 1 & 2 Braided Hose
Hoses: 1SN (100R1), 2SN (100R2), R16, R17

TITAN PART NUMBER	HOSE I.D. (INCHES)	THREAD	DIMENSIONS (INCHES)			
			A	B	C	D
SS-43-C6245-12-12	3/4	-	4.69	3.11	1.62	1.26
SS-43-C6245-16-16	1	-	4.61	3.23	1.87	1.42
SS-43-C6245-20-20	1.25	-	6.14	4.29	2.12	1.81
SS-43-C6245-24-24	1.5	-	7.05	4.69	2.50	1.97
SS-43-C6245-32-32	2	-	8.82	6.02	3.12	2.95



Product Number: SS-43-FL6290
Name: Code 62 Flange Rigid, 90°
Material: 316 Stainless Steel
Uses: 1 & 2 Braided Hose
Hoses: 1SN (100R1), 2SN (100R2), R16, R17

TITAN PART NUMBER	HOSE I.D. (INCHES)	THREAD	DIMENSIONS (INCHES)			
			A	B	C	D
SS-43-C6290-12-12	3/4	-	3.98	3.11	1.62	2.28
SS-43-C6290-16-16	1	-	4.96	3.23	1.87	2.72
SS-43-C6290-20-20	1.25	-	5.51	4.29	2.12	3.54
SS-43-C6290-24-24	1.5	-	5.94	4.69	2.50	3.62
SS-43-C6290-32-32	2	-	8.11	6.02	3.12	6.02

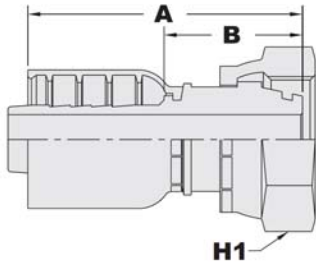
43 Series

BW Series

HY Series

Push On Series

RR (ReUsable) Series



Product Number: SS-43-FDL

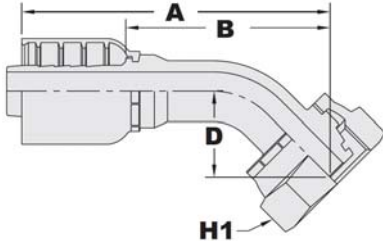
Name: Metric DIN Light

Material: 316 Stainless Steel

Uses: 1 & 2 Braided Hose

Hoses: 1SN (100R1), 2SN (100R2), R16, R17

TITAN PART NUMBER	HOSE I.D. (INCHES)	THREAD	DIMENSIONS (INCHES)		H1	TUBE (MM)
			A	B		
SS-43-FDL-04-08-14	1/4	M14 X 1.5	1.89	1.10	0.75	8
SS-43-FDL-04-10-16	1/4	M16 X 1.5	1.89	1.10	0.88	10
SS-43-FDL-06-10-16	3/8	M16 X 1.5	2.32	1.26	0.88	10
SS-43-FDL-06-12-18	3/8	M18 X 1.5	2.28	1.22	0.94	12
SS-43-FDL-08-15-22	1/2	M22 X 1.5	2.60	1.38	1.06	15
SS-43-FDL-10-18-26	5/8	M26 X 1.5	3.03	1.54	1.26	18
SS-43-FDL-12-22-30	3/4	M30 X 2.0	3.15	1.61	1.42	22
SS-43-FDL-16-28-36	1	M36 X 2.0	3.58	1.81	1.81	28
SS-43-FDL-20-35-45	1.25	M45 X 2.0	4.02	2.17	2.17	35



Product Number: SS-43-FDL45

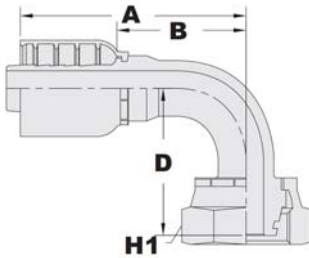
Name: Metric DIN Light, 45°

Material: 316 Stainless Steel

Uses: 1 & 2 Braided Hose

Hoses: 1SN (100R1), 2SN (100R2), R16, R17

TITAN PART NUMBER	HOSE I.D. (INCHES)	THREAD	DIMENSIONS (INCHES)			H1	TUBE (MM)
			A	B	D		
SS-43-FDL45-04-06-12	1/4	M12 X 1.5	2.24	1.42	0.59	0.67	6
SS-43-FDL45-04-08-14	1/4	M14 X 1.5	2.36	1.54	0.71	0.75	8
SS-43-FDL45-04-10-16	1/4	M16 X 1.5	2.44	1.61	0.75	0.87	10
SS-43-FDL45-06-10-16	3/8	M16 X 1.5	2.87	1.81	0.83	0.87	10
SS-43-FDL45-06-12-18	3/8	M18 X 1.5	2.87	1.81	0.83	0.94	12
SS-43-FDL45-08-15-22	1/2	M22 X 1.5	3.43	2.17	1.10	1.06	15
SS-43-FDL45-10-18-26	5/8	M26 X 1.5	4.02	2.48	1.18	1.26	18
SS-43-FDL45-12-15-26	3/4	M26 X 1.5	4.92	3.35	1.50	1.26	18
SS-43-FDL45-12-22-30	3/4	M30 X 2.0	4.84	3.27	1.42	1.42	22
SS-43-FDL45-12-28-36	3/4	M36 X 2.0	4.84	3.27	1.42	1.81	28
SS-43-FDL45-16-28-36	1	M36 X 2.0	5.08	3.31	1.46	1.81	28
SS-43-FDL45-20-35-45	1.25	M45 X 2.0	6.18	4.33	1.85	2.17	35
SS-43-FDL45-24-42-52	1.5	M52 X 2.0	7.09	4.72	2.48	2.36	42


Product Number: SS-43-FDL90

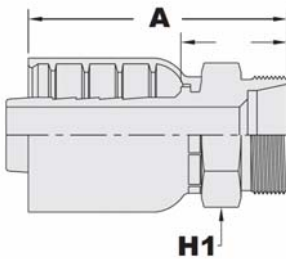
Name: Metric DIN Light, 90°

Material: 316 Stainless Steel

Uses: 1 & 2 Braided Hose

Hoses: 1SN (100R1), 2SN (100R2), R16, R17

TITAN PART NUMBER	HOSE I.D. (INCHES)	THREAD	DIMENSIONS (INCHES)			H1	TUBE (MM)
			A	B	D		
SS-43-FDL90-04-06-12	1/4	M12 X 1.5	2.01	1.18	1.02	0.67	6
SS-43-FDL90-04-08-14	1/4	M14 X 1.5	2.01	1.18	1.18	0.75	8
SS-43-FDL90-04-10-16	1/4	M16 X 1.5	2.01	1.18	1.22	0.87	10
SS-43-FDL90-06-10-16	3/8	M16 X 1.5	2.72	1.65	1.26	0.87	10
SS-43-FDL90-06-12-18	3/8	M18 X 1.5	2.72	1.65	1.30	0.94	12
SS-43-FDL90-08-15-22	1/2	M22 X 1.5	2.76	1.50	1.46	1.06	15
SS-43-FDL90-10-18-26	5/8	M26 X 1.5	2.80	1.65	2.01	1.26	18
SS-43-FDL90-12-18-26	3/4	M26 X 1.5	3.98	2.40	2.48	1.26	18
SS-43-FDL90-12-22-30	3/4	M30 X 2.0	3.98	2.40	2.40	1.42	22
SS-43-FDL90-12-28-36	3/4	M36 X 2.0	3.98	2.40	2.40	1.81	28
SS-43-FDL90-16-28-36	1	M36 X 2.0	4.96	3.19	2.68	1.81	28
SS-43-FDL90-20-35-45	1.25	M45 X 2.0	5.51	3.66	3.43	2.17	35
SS-43-FDL90-24-42-52	1.5	M52 X 2.0	5.94	3.58	3.58	2.36	42


Product Number: SS-43-MDL

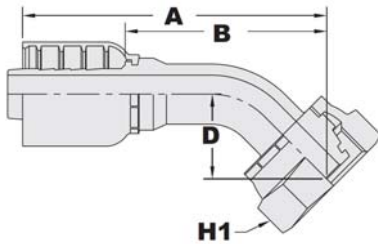
Name: Male Metric DIN Light

Material: 316 Stainless Steel

Uses: 1 & 2 Braided Hose

Hoses: 1SN (100R1), 2SN (100R2), R16, R17

TITAN PART NUMBER	HOSE I.D. (INCHES)	THREAD	DIMENSIONS (INCHES)		H1
			A	B	
SS-43-MDL-04-14	1/4	M14 X 1.5	1.65	0.87	0.67
SS-43-MDL-06-16	3/8	M16 X 1.5	1.97	0.91	0.67
SS-43-MDL-06-18	3/8	M18 X 1.5	2.01	0.94	0.75
SS-43-MDL-08-22	1/2	M22 X 1.5	2.20	0.98	0.87
SS-43-MDL-10-26	5/8	M26 X 1.5	2.52	1.02	1.06
SS-43-MDL-12-30	3/4	M30 X 2.0	2.68	1.14	1.18
SS-43-MDL-16-36	1	M36 X 2.0	2.99	1.22	1.42
SS-43-MDL-20-45	1.25	M45 X 2.0	3.46	1.61	1.81



Product Number: SS-43-FDS45

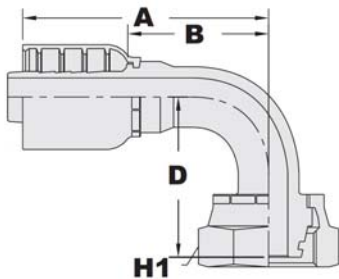
Name: Metric DIN Heavy, 45°

Material: 316 Stainless Steel

Uses: 1 & 2 Braided Hose

Hoses: 1SN (100R1), 2SN (100R2), R16, R1

TITAN PART NUMBER	HOSE I.D. (INCHES)	THREAD	DIMENSIONS (INCHES)			H1	TUBE (MM)
			A	B	D		
SS-43-FDS45-04-10-18	1/4	M18 X 1.5	2.52	1.69	0.83	0.94	10
SS-43-FDS45-06-10-18	3/8	M18 X 1.5	2.95	1.89	0.91	0.94	10
SS-43-FDS45-06-12-20	3/8	M20 X 1.5	2.95	1.89	0.91	0.94	12
SS-43-FDS45-06-14-22	3/8	M22 X 1.5	2.95	1.89	0.91	1.06	14
SS-43-FDS45-08-16-24	1/2	M24 X 1.5	3.50	2.24	1.18	1.26	16
SS-43-FDS45-10-20-30	5/8	M30 X 2.0	3.94	2.40	1.10	1.42	20
SS-43-FDS45-12-20-30	3/4	M30 X 2.0	4.84	3.27	1.42	1.42	20
SS-43-FDS45-12-25-36	3/4	M36 X 2.0	4.88	3.31	1.46	1.81	25
SS-43-FDS45-16-25-36	1	M36 X 2.0	5.12	3.35	1.50	1.81	25
SS-43-FDS45-16-30-42	1	M42 X 2.0	5.12	3.35	1.50	1.97	30
SS-43-FDS45-20-38-52	1.25	M52 X 2.0	6.22	4.37	1.89	2.36	38
SS-43-FDS45-24-38-52	1.5	M52 X 2.0	7.05	4.69	2.44	2.36	38



Product Number: SS-43-FDS90

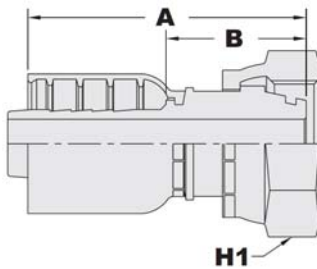
Name: Metric DIN Heavy, 90°

Material: 316 Stainless Steel

Uses: 1 & 2 Braided Hose

Hoses: 1SN (100R1), 2SN (100R2), R16, R17

TITAN PART NUMBER	HOSE I.D. (INCHES)	THREAD	DIMENSIONS (INCHES)			H1	TUBE (MM)
			A	B	D		
SS-43-FDS90-04-10-18	1/4	M18 X 1.5	2.01	1.18	1.34	0.94	10
SS-43-FDS90-06-10-18	3/8	M18 X 1.5	2.72	1.65	1.38	0.94	10
SS-43-FDS90-06-12-20	3/8	M20 X 1.5	2.72	1.65	1.38	0.94	12
SS-43-FDS90-06-14-22	3/8	M22 X 1.5	2.72	1.65	1.42	1.06	14
SS-43-FDS90-08-16-24	1/2	M24 X 1.5	2.76	1.50	1.57	1.26	16
SS-43-FDS90-10-20-30	5/8	M30 X 2.0	2.80	1.65	1.93	1.42	20
SS-43-FDS90-12-20-30	3/4	M30 X 2.0	3.98	2.40	2.40	1.42	20
SS-43-FDS90-12-25-36	3/4	M36 X 2.0	3.98	2.40	2.44	1.81	25
SS-43-FDS90-16-25-36	1	M36 X 2.0	4.96	3.19	2.72	1.81	25
SS-43-FDS90-16-30-42	1	M42 X 2.0	4.96	3.19	2.76	1.97	30
SS-43-FDS90-20-38-52	1.25	M52 X 2.0	5.51	3.66	3.39	2.56	38
SS-43-FDS90-24-38-52	1.5	M52 X 2.0	5.94	3.58	3.54	2.56	38



Product Number: SS-43-FDS

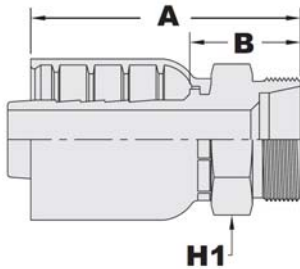
Name: Metric DIN Light, 90°

Material: 316 Stainless Steel

Uses: 1 & 2 Braided Hose

Hoses: 1SN (100R1), 2SN (100R2), R16, R17

TITAN PART NUMBER	HOSE I.D. (INCHES)	THREAD	DIMENSIONS (INCHES)		H1	TUBE (MM)
			A	B		
SS-43-FDS-04-10-18	1/4	M18 X 1.5	1.89	1.10	0.94	10
SS-43-FDS-06-10-18	3/8	M18 X 1.5	2.32	1.26	0.94	10
SS-43-FDS-06-12-20	3/8	M20 X 1.5	2.32	1.26	0.94	12
SS-43-FDS-06-14-22	3/8	M22 X 1.5	2.32	1.26	1.06	14
SS-43-FDS-08-16-24	1/2	M24 X 1.5	2.60	1.38	1.26	16
SS-43-FDS-10-20-30	5/8	M30 X 2.0	3.03	1.54	1.42	20
SS-43-FDS-12-25-36	3/4	M36 X 2.0	3.15	1.61	1.81	25
SS-43-FDS-16-25-36	1	M36 X 2.0	3.58	1.81	1.81	25
SS-43-FDS-16-30-42	1	M42 X 2.0	3.58	1.81	1.97	30
SS-43-FDS-20-38-52	1.25	M52 X 2.0	4.02	2.17	2.36	38
SS-43-FDS-24-38-52	1.5	M52 X 2.0	4.76	2.44	2.36	38



Product Number: SS-43-MDS

Name: Male Metric DIN Heavy

Material: 316 Stainless Steel

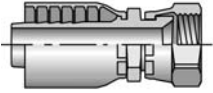


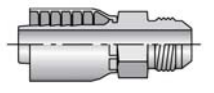
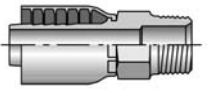
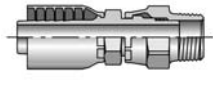
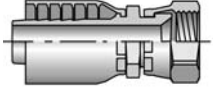


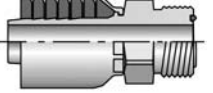
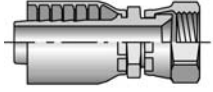


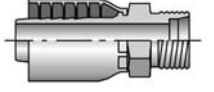
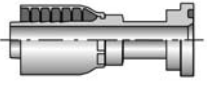


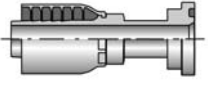
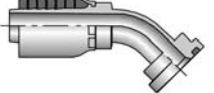

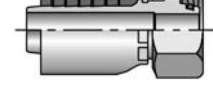


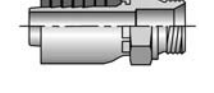
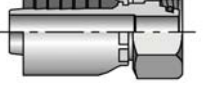



Uses: 1 & 2 Braided Hose

Hoses: 1SN (100R1), 2SN (100R2), R16, R17

TITAN PART NUMBER	HOSE I.D. (INCHES)	THREAD	DIMENSIONS (INCHES)		H1
			A	B	
SS-43-MDS-04-16	1/4	M16 X 1.5	1.65	0.87	0.67
SS-43-MDS-04-18	1/4	M18 X 1.5	1.65	0.87	0.75
SS-43-MDS-06-18	3/8	M18 X 1.5	1.97	0.91	0.75
SS-43-MDS-06-20	3/8	M20 X 1.5	1.97	0.91	0.87
SS-43-MDS-06-22	3/8	M22 X 1.5	2.17	0.94	0.87
SS-43-MDS-08-24	1/2	M24 X 1.5	2.20	0.98	1.18
SS-43-MDS-10-30	5/8	M30 X 2.0	2.52	1.02	1.18
SS-43-MDS-12-36	3/4	M36 X 2.0	2.68	1.14	1.42
SS-43-MDS-16-45	1	M45 X 2.0	2.99	1.22	1.81
SS-43-MDS-20-52	1.25	M52 X 2.0	3.46	1.61	2.17

BW Crimp Fittings Series



SS-BW-FJX p. 24  37° Flare JIC Female Swivel	SS-BW-FJX45 p. 25  37° Flare JIC Female Swivel, 45°	SS-BW-FJX90 p. 26  37° Flare JIC Female Swivel, 90°	SS-BW-MJ p. 27  37° Flare JIC Male Rigid	SS-BW-MP p.28  Pipe Male Rigid
SS-BW-MPX p. 29  Pipe Male Swivel	SS-BW-FFX p. 30  O-Ring Face Seal (ORFS) Female Swivel	SS-BW-FFX45 p. 31  O-Ring Face Seal (ORFS), 45°	SS-BW-FFX90 p. 32  O-Ring Face Seal (ORFS), 90°	SS-BW-MFF p. 33  O-Ring Face Seal (ORFS) Male Rigid- Stainless
SS-BW-FBX p. 34  BSPP Female Swivel- Stainless	SS-BW-FBX45 p. 34  BSP 45° Female Swivel Elbow - Stainless	SS-BW-FBX90 p. 35  BSP Female Swivel, 90 Elbow - Stainless	SS-BW-MBSP p. 36  BSPP Male Swivel	SS-BW-FL61 p. 37  Code 61 Flange Rigid
SS-BW-FL6145 p. 37  Code 61 Flange Rigid, 45°	SS-BW-FL6190 p. 38  Code 61 Flange Rigid, 90°	SS-BW-FL62 p. 38  Code 62 Flange Rigid	SS-BW-FL6245 p. 39  Code 62 Flange Rigid, 45°	SS-BW-FL6290 p. 39  Code 62 Flange Rigid, 90°
SS-BW-FDL p. 40  Metric DIN Light	SS-BW-FDL45 p. 41  Metric DIN Light, 45°	SS-BW-FDL90 p. 41  Metric DIN Light, 90°	SS-BW-MDL p. 42  Metric DIN Male Light	SS-BW-FDS p.43  Metric DIN Heavy
SS-BW-FDS45 p. 44  Metric DIN Heavy, 45°	SS-BW-FDS90 p. 45  Metric DIN Heavy, 90°	SS-BW-MDS p. 46  Male Metric DIN Heavy		

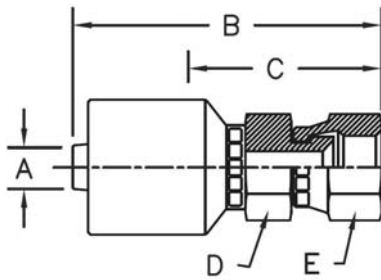
43 Series

BW Series

HY Series

Push On Series

RR (ReUsable) Series



Product Number: SS-BW-FJX

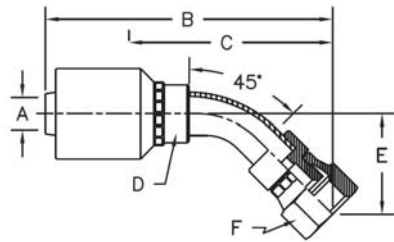
Name: 37° Flare JIC Female Swivel

Material: 316 Stainless Steel

Uses: 1 & 2 Braided Hose, 4 Spiral Hose

Hoses: 1SN (100R1), 2SN (100R2), R16, R17, R12, 4SH

TITAN PART NUMBER	HOSE I.D. (INCHES)	THREAD	DIMENSIONS (INCHES)				
			A	B	C	D	E
SS-BW-FJX-04-04	1/4	7/16 -20	0.25	2.08	1.02	9/16	9/16
SS-BW-FJX-04-05	1/4	1/2 -20	0.25	2.22	1.16	9/16	5/8
SS-BW-FJX-04-06	1/4	9/16 -18	0.25	2.17	1.09	9/16	11/16
SS-BW-FJX-06-04	3/8	7/16 -20	0.375	2.41	1.04	11/16	9/16
SS-BW-FJX-06-05	3/8	1/2 -20	0.375	2.41	1.04	11/16	5/8
SS-BW-FJX-06-06	3/8	9/16 -18	0.375	2.50	0.72	3/4	3/4
SS-BW-FJX-06-08	3/8	3/4 -16	0.375	2.47	1.24	3/4	7/8
SS-BW-FJX-06-10	3/8	7/8 -14	0.375	2.80	1.43	7/8	1
SS-BW-FJX-08-06	1/2	9/16 -18	0.5	2.52	1.18	11/16	11/16
SS-BW-FJX-08-08	1/2	3/4 -16	0.5	2.64	1.30	7/8	7/8
SS-BW-FJX-08-10	1/2	7/8 -14	0.5	2.80	1.46	7/8	1-1/16
SS-BW-FJX-08-12	1/2	1-1/16 -12	0.5	2.90	1.56	1	1-1/4
SS-BW-FJX-10-08	5/8	3/4 -16	0.625	3.51	1.41	7/8	7/8
SS-BW-FJX-10-10	5/8	7/8 -14	0.625	3.38	1.52	7/8	1-1/16
SS-BW-FJX-10-12	5/8	1-1/16 -12	0.625	3.76	1.66	1-1/16	1-1/4
SS-BW-FJX-12-08	3/4	3/4 -16	0.75	3.29	1.42	1	7/8
SS-BW-FJX-12-10	3/4	7/8 -14	0.75	3.28	1.49	1-1/16	1-1/16
SS-BW-FJX-12-12	3/4	1-1/16 -12	0.75	3.38	1.59	1-1/16	1-1/4
SS-BW-FJX-12-14	3/4	1-3/16 -12	0.75	3.38	1.59	1-1/16	1-1/2
SS-BW-FJX-12-16	3/4	1-5/16 -12	0.75	3.45	1.66	1-3/8	1-1/2
SS-BW-FJX-16-12	1	1-1/16 -12	1	3.39	1.60	1-3/8	1-1/4
SS-BW-FJX-16-16	1	1-5/16 -12	1	3.78	1.67	1-3/8	1-1/2
SS-BW-FJX-16-20	1	1-5/8 -12	1	4.02	1.90	1-11/16	2
SS-BW-FJX-20-16	1-1/4	1-5/16 -12	1.25	4.29	1.75	1-3/4	1-1/2
SS-BW-FJX-20-20	1-1/4	1-5/8 -12	1.25	4.37	1.92	1-11/16	2
SS-BW-FJX-20-24	1-1/4	1-7/8 -12	1.25	4.54	2.09	2	2-1/4
SS-BW-FJX-24-24	1-1/2	1-7/8 -12	1.25	4.76	2.16	2	2-1/4
SS-BW-FJX-32-32	2	2-1/2 -12	2	5.95	2.70	2 1/2	2-7/8



Product Number: SS-BW-FJX45

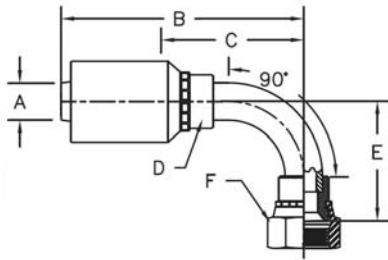
Name: 37° Flare JIC Female Swivel, 45°

Material: 316 Stainless Steel

Uses: 1 & 2 Braided Hose, 4 Spiral Hose

Hoses: 1SN (100R1), 2SN (100R2), R16, R17, R12, 4SH

TITAN PART NUMBER	HOSE I.D. (INCHES)	THREAD	DIMENSIONS (INCHES)					
			A	B	C	D	E	F
SS-BW-FJX45-04-04	1/4	7/16 -20	0.25	2.86	1.80	9/16	0.39	9/16
SS-BW-FJX45-04-06	1/4	9/16 -18	0.25	2.93	1.87	11/16	0.43	11/16
SS-BW-FJX45-06-06	3/8	9/16 -18	0.375	3.26	1.89	11/16	0.43	11/16
SS-BW-FJX45-06-08	3/8	3/4 -16	0.375	2.82	1.59	7/8	0.71	7/8
SS-BW-FJX45-08-08	1/2	3/4 -16	0.5	3.65	2.31	7/8	0.59	7/8
SS-BW-FJX45-08-10	1/2	7/8 -14	0.5	3.30	1.96	1	0.63	1
SS-BW-FJX45-10-10	5/8	7/8 -14	0.625	4.36	2.26	1	0.63	1
SS-BW-FJX45-10-12	5/8	1-1/16 -12	0.625	4.21	2.11	1-1/4	0.83	1-1/4
SS-BW-FJX45-12-12	3/4	1-1/16 -12	0.75	4.82	3.05	1-1/4	1.15	1-1/4
SS-BW-FJX45-12-16	3/4	1-5/16 -12	0.75	5.00	3.12	1-1/2	1.23	1-1/2
SS-BW-FJX45-16-16	1	1-5/16 -12	1	5.14	3.03	1-1/2	1.23	1-1/2
SS-BW-FJX45-16-20	1	1-5/8 -12	1	5.32	3.21	2	1.41	2
SS-BW-FJX45-20-20	1-1/4	1-5/8 -12	1.25	6.53	3.99	2	1.47	2
SS-BW-FJX45-20-24	1-1/4	1-7/8 -12	1.25	6.57	4.03	2-1/4	1.50	2-1/4
SS-BW-FJX45-24-24	1-1/2	1-7/8 -12	1.5	7.51	4.91	2-1/4	1.84	2-1/4
SS-BW-FJX45-32-32	2	2-1/2 -12	2	9.49	6.18	2-7/8	3.21	2-7/8



Product Number: SS-BW-FJX90

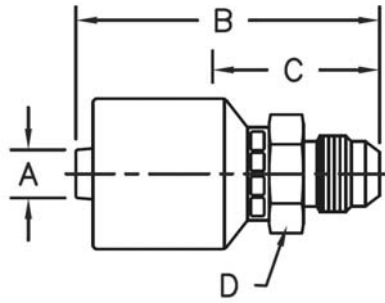
Name: 37° Flare JIC Female Swivel, 90°

Material: 316 Stainless Steel

Uses: 1 & 2 Braided Hose, 4 Spiral Hose

Hoses: 1SN (100R1), 2SN (100R2), R16, R17, R12, 4SH

TITAN PART NUMBER	HOSE I.D. (INCHES)	THREAD	DIMENSIONS (INCHES)					
			A	B	C	D	E	F
SS-BW-FJX90-04-04	1/4	7/16 -20	0.25	2.70	1.64	9/16	0.83	9/16
SS-BW-FJX90-04-05	1/4	1/2 -20	0.25	2.79	1.73	5/8	0.83	5/8
SS-BW-FJX90-04-06	1/4	9/16 -18	0.25	2.84	1.78	11/16	0.91	11/16
SS-BW-FJX90-06-04	3/8	7/16 -20	0.375	3.03	1.66	9/16	0.83	9/16
SS-BW-FJX90-06-06	3/8	9/16 -18	0.375	3.17	1.80	11/16	0.91	11/16
SS-BW-FJX90-06-08	3/8	3/4 -16	0.375	3.42	2.04	7/8	1.12	7/8
SS-BW-FJX90-08-06	1/2	9/16 -18	0.5	3.19	1.85	7/8	0.91	11/16
SS-BW-FJX90-08-08	1/2	3/4 -16	0.5	3.49	2.15	1	1.13	7/8
SS-BW-FJX90-08-10	1/2	7/8 -14	0.5	2.29	1.65	1-1/4	1.23	1
SS-BW-FJX90-08-12	1/2	1-1/16 -12	0.5	3.50	2.16	1-1/2	1.83	1-1/4
SS-BW-FJX90-10-10	5/8	7/8 -14	0.625	3.82	1.72	2	1.23	1
SS-BW-FJX90-10-12	5/8	1-1/16 -12	0.625	4.29	2.17	2	1.83	1-1/4
SS-BW-FJX90-12-12	3/4	1-1/16 -12	0.75	4.51	2.73	2-1/4	2.57	1-1/4
SS-BW-FJX90-12-16	3/4	1-5/16 -12	0.75	4.73	2.94	2-1/4	2.78	1-1/2
SS-BW-FJX90-16-16	1	1-5/16 -12	1	5.16	3.05	2-7/8	2.80	1-1/2
SS-BW-FJX90-16-20	1	1-5/8 -12	1	5.16	3.05	2	2.80	2
SS-BW-FJX90-20-20	1-1/4	1-5/8 -12	1.25	6.35	3.90	2	3.24	2
SS-BW-FJX90-20-24	1-1/4	1-7/8 -12	1.25	6.44	3.90	2-1/4	3.24	2-1/4
SS-BW-FJX90-24-24	1-1/2	1-7/8 -12	1.5	6.74	4.14	2-1/4	3.94	2-1/4
SS-BW-FJX90-32-32	2	2-1/2 -12	2	8.31	5.01	2-7/8	6.16	2-7/8
SS-BW-FJX90M-04-04	1/4	7/16 -20	0.25	2.70	1.64	9/16	1.26	9/16
SS-BW-FJX90M-06-06	3/8	9/16 -18	0.375	3.17	1.80	11/16	1.50	11/16
SS-BW-FJX90M-08-08	1/2	3/4 -16	0.5	3.49	2.15	7/8	1.61	7/8



Product Number: SS-BW-MJ

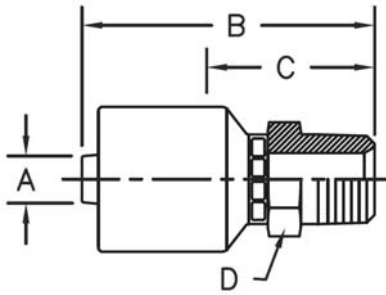
Name: 37° Flare JIC Male Rigid

Material: 316 Stainless Steel

Uses: 1 & 2 Braided Hose

Hoses: 1SN (100R1), 2SN (100R2), R16, R17

TITAN PART NUMBER	HOSE I.D. (INCHES)	THREAD	DIMENSIONS (INCHES)			
			A	B	C	D
SS-BW-MJ-04-04	1/4	7/16 -20	0.25	2.02	0.94	9/16
SS-BW-MJ-06-06	3/8	9/16 -18	0.375	2.12	0.99	3/4
SS-BW-MJ-08-08	1/2	3/4 -16	0.5	2.57	1.23	7/8
SS-BW-MJ-10-10	5/8	7/8 -14	0.625	3.58	1.48	7/8
SS-BW-MJ-12-12	3/4	1-1/16 -12	0.75	3.34	1.55	1-1/8
SS-BW-MJ-16-16	1	1-5/16 -12	1	3.93	1.81	1-3/8
SS-BW-MJ-20-20	1-1/4	1-5/8 -12	1.25	4.40	1.65	1-11/16



Product Number: SS-BW-MP

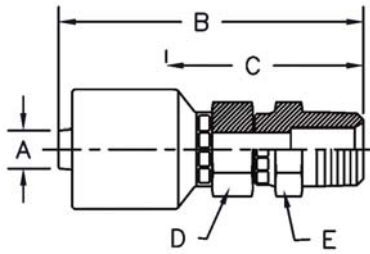
Name: Pipe Male Rigid

Material: 316 Stainless Steel

Uses: 1 & 2 Braided Hose, 4 Spiral Hose

Hoses: 1SN (100R1), 2SN (100R2), R16, R17, R12, 4SH

TITAN PART NUMBER	HOSE I.D. (INCHES)	THREAD	DIMENSIONS (INCHES)			
			A	B	C	D
SS-BW-MP-04-02	1/4	1/8 -27	0.25	1.85	0.79	9/16
SS-BW-MP-04-04	1/4	1/4 -18	0.25	2.03	0.97	9/16
SS-BW-MP-04-06	1/4	3/8 -18	0.25	2.13	1.07	11/16
SS-BW-MP-04-08	1/4	1/2 -14	0.25	2.31	1.255	7/8
SS-BW-MP-06-04	3/8	1/4 -18	0.375	2.45	1.08	11/16
SS-BW-MP-06-06	3/8	3/8 -18	0.375	2.22	0.99	3/4
SS-BW-MP-06-08	3/8	1/2 -14	0.375	2.49	1.26	7/8
SS-BW-MP-08-06	1/2	3/8 -18	0.5	2.39	1.08	7/8
SS-BW-MP-08-08	1/2	1/2 -14	0.5	2.64	1.3	7/8
SS-BW-MP-08-12	1/2	3/4 -14	0.5	2.71	1.37	1-1/16
SS-BW-MP-10-06	5/8	3/8 -18	0.625	3.31	1.21	7/8
SS-BW-MP-10-08	5/8	1/2 -14	0.625	3.32	1.36	7/8
SS-BW-MP-10-12	5/8	3/4 -14	0.625	3.19	1.43	1-1/16
SS-BW-MP-12-08	3/4	1/2 -14	0.75	3.3	1.42	1-1/8
SS-BW-MP-12-12	3/4	3/4 -14	0.75	3.19	1.4	1-1/16
SS-BW-MP-12-16	3/4	1 - 11-1/2	0.75	3.39	1.61	1-3/8
SS-BW-MP-16-12	1	3/4 -14	1	3.51	1.42	1-3/8
SS-BW-MP-16-16	1	1 - 11-1/2	1	3.73	1.62	1-3/8
SS-BW-MP-16-16-API	1	1 - 11-1/2	1	4.72	2.61	1-3/8
SS-BW-MP-16-20	1	1-1/4 - 11-1/2	1	3.8	1.69	1-11/16
SS-BW-MP-20-20	1-1/4	1-1/4 - 11-1/2	1.25	4.15	1.7	1-11/16
SS-BW-MP-20-24	1-1/4	1-1/2 - 11-1/2	1.25	4.26	1.81	2
SS-BW-MP-24-24	1-1/2	1-1/2 - 11-1/2	1.5	4.48	1.51	2
SS-BW-MP-32-32	2	2 - 11-1/2	2	5.41	2.16	2-1/2
SS-BW-MP-32-32-API	2	2 - 11-1/2	2	7.56	4.31	2-1/2



Product Number: SS-BW-MPX

Name: Pipe Male Swivel

Material: 316 Stainless Steel

Uses: 1 & 2 Braided Hose, 4 Spiral Hose

Hoses: 1SN (100R1), 2SN (100R2), R16, R17, R12, 4SH

43 Series

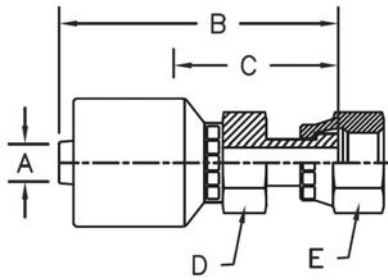
TITAN PART NUMBER	HOSE I.D. (INCHES)	THREAD	DIMENSIONS (INCHES)				
			A	B	C	D	E
SS-MPX-04-04	1/4	1/4 - 18	0.250	2.595	1.535	9/16	11/16
SS-MPX-04-06	1/4	3/8 - 18	0.250	2.595	1.535	9/16	3/4
SS-MPX-06-04	3/8	1/4 - 18	0.375	2.985	1.615	11/16	11/16
SS-MPX-06-06	3/8	3/8 - 18	0.375	2.990	1.620	11/16	3/4
SS-MPX-06-08	3/8	1/2 - 14	0.375	3.244	1.874	3/4	15/16
SS-MPX-08-06	1/2	3/8 - 18	0.500	3.015	1.675	11/16	3/4
SS-MPX-08-08	1/2	1/2 - 14	0.500	3.269	1.929	11/16	7/8
SS-MPX-12-12	3/4	3/4 - 14	0.750	3.887	2.008	1 1/8	1 1/8
SS-MPX-16-16	1.000	1 - 11-1/2	1.000	4.395	2.270	1 3/8	1 1/2

BW Series

HY Series

Push On Series

RR (ReUsable) Series



Product Number: SS-BW-FFX

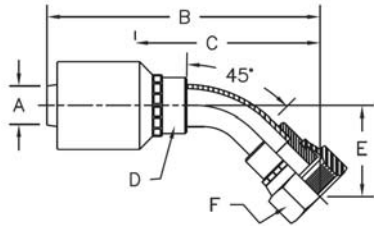
Name: O-Ring Face Seal (ORFS) Female Swivel

Material: 316 Stainless Steel

Uses: 1 & 2 Braided Hose, 4 Spiral Hose

Hoses: 1SN (100R1), 2SN (100R2), R16, R17, R12, 4SH

TITAN PART NUMBER	HOSE I.D. (INCHES)	THREAD	DIMENSIONS (INCHES)				
			A	B	C	D	E
SS-BW-FFX-04-04	1/4	9/16 -18	0.25	2.18	1.1	9/16	11/16
SS-BW-FFX-04-06	1/4	11/16 -16	0.25	2.14	1.06	11/16	13/16
SS-BW-FFX-04-08	1/4	13/16 -16	0.25	2.28	1.2	3/4	15/16
SS-BW-FFX-06-06	3/8	11/16 -16	0.375	2.43	1.2	11/16	7/8
SS-BW-FFX-06-08	3/8	13/16 -16	0.375	2.61	1.24	3/4	15/16
SS-BW-FFX-08-08	1/2	13/16 -16	0.5	2.77	1.43	7/8	1-1/16
SS-BW-FFX-08-10	1/2	1 -14	0.5	2.86	1.52	15/16	1-1/8
SS-BW-FFX-08-12	1/2	1-3/16 -12	0.5	2.95	1.61	1-1/8	1-3/8
SS-BW-FFX-10-08	5/8	13/16 -16	0.625	3.46	1.36	7/8	15/16
SS-BW-FFX-10-10	5/8	1 -14	0.625	3.44	1.58	15/16	1-1/8
SS-BW-FFX-10-12	5/8	1-3/16 -12	0.625	3.78	1.68	1-1/8	1-3/8
SS-BW-FFX-12-10	3/4	1 -14	0.75	3.39	1.52	1-1/8	1-1/8
SS-BW-FFX-12-12	3/4	1-3/16 -12	0.75	3.64	1.85	1-1/8	1-3/8
SS-BW-FFX-12-16	3/4	1-7/16 -12	0.75	3.68	1.81	1-3/8	1-5/8
SS-BW-FFX-16-12	1	1-3/16 -12	1	3.76	1.64	1-3/8	1-3/8
SS-BW-FFX-16-16	1	1-7/16 -12	1	3.90	1.79	1-3/8	1-5/8
SS-BW-FFX-16-20	1	1-11/16 -12	1	3.99	1.88	1-5/8	2
SS-BW-FFX-20-20	1-1/4	1-11/16 -12	1.25	4.34	1.89	1-5/8	2
SS-BW-FFX-20-24	1-1/4	2 -12	1.25	4.57	2.12	2-1/4	2-1/4
SS-BW-FFX-24-24	1-1/2	2 -12	1.5	4.79	2.19	2-1/4	2-1/4



Product Number: SS-BW-FFX45

Name: O-Ring Face Seal (ORFS), 45°

Material: 316 Stainless Steel

Uses: 1 & 2 Braided Hose, 4 Spiral Hose

Hoses: 1SN (100R1), 2SN (100R2), R16, R17, R12, 4SH

TITAN PART NUMBER	HOSE I.D. (INCHES)	THREAD	DIMENSIONS (INCHES)					
			A	B	C	D	E	F
SS-BW-FFX45-04-04	1/4	9/16 -18	0.25	2.86	1.80	5/8	0.39	11/16
SS-BW-FFX45-04-06	1/4	11/16 -16	0.25	2.95	1.89	5/8	0.44	5/8
SS-BW-FFX45-06-06	3/8	11/16 -16	0.375	3.29	1.92	3/4	0.43	13/16
SS-BW-FFX45-06-08	3/8	13/16 -16	0.375	3.22	1.85	3/4	0.59	15/16
SS-BW-FFX45-08-08	1/2	13/16 -16	0.5	3.24	1.90	7/8	0.59	15/16
SS-BW-FFX45-08-10	1/2	1 -14	0.5	3.46	2.12	7/8	0.63	1-1/8
SS-BW-FFX45-08-12	1/2	1-3/16 -12	0.5	3.48	2.14	1	0.83	1-3/8
SS-BW-FFX45-10-10	5/8	1 -14	0.625	4.29	2.19	1	0.63	1-1/8
SS-BW-FFX45-10-12	5/8	1-1/16 -12	0.625	4.21	2.11	1	0.83	1-3/8
SS-BW-FFX45-12-12	3/4	1-3/16 -12	0.75	4.58	2.70	1	0.81	1-3/8
SS-BW-FFX45-12-16	3/4	1-7/16 -12	0.75	4.65	2.77	1	0.87	1-5/8
SS-BW-FFX45-16-16	1	1-7/16 -12	1	5.11	3.00	1-5/16	0.94	1-5/8
SS-BW-FFX45-16-20	1	1-11/16 -12	1	5.29	3.18	1-5/16	1.3	2
SS-BW-FFX45-20-20	1-1/4	1-11/16 -12	1.25	6.16	3.62	1-5/8	1.09	2
SS-BW-FFX45-20-24	1-1/4	2 -12	1.25	6.57	4.03	1-5/8	1.5	2-1/4
SS-BW-FFX45-24-24	1-1/2	2 -12	1.5	6.62	4.02	2	1.65	2-1/4

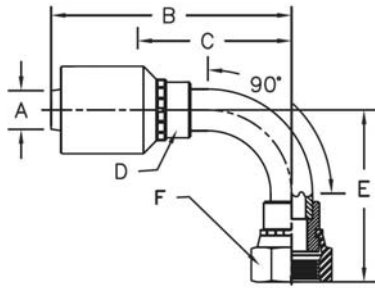
43 Series

BW Series

HY Series

Push On Series

RR (ReUsable) Series



Product Number: SS-BW-FFX90

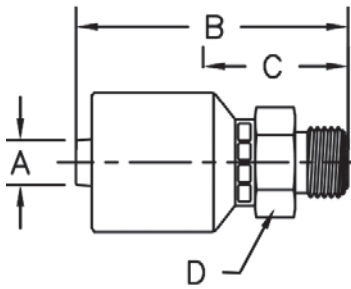
Name: O-Ring Face Seal (ORFS),90°

Material: 316 Stainless Steel

Uses: 1 & 2 Braided Hose, 4 Spiral Hose

Hoses: 1SN (100R1), 2SN (100R2), R16, R17, R12, 4SH

TITAN PART NUMBER	HOSE I.D. (INCHES)	THREAD	DIMENSIONS (INCHES)					
			A	B	C	D	E	F
SS-BW-FFX90-04-04	1/4	9/16 -18	0.25	2.70	1.64	11/16	0.82	11/16
SS-BW-FFX90-04-06	1/4	11/16 -16	0.25	2.84	1.78	13/16	0.91	13/16
SS-BW-FFX90-04-08	1/4	13/16 -16	0.25	2.79	1.73	15/16	1.14	15/16
SS-BW-FFX90-06-06	3/8	11/16 -16	0.375	3.17	1.80	13/16	0.91	13/16
SS-BW-FFX90-06-08	3/8	13/16 -16	0.375	3.13	1.76	15/16	1.14	15/16
SS-BW-FFX90-08-08	1/2	13/16 -16	0.5	3.05	1.71	15/16	1.14	15/16
SS-BW-FFX90-08-10	1/2	1 -14	0.5	3.45	2.11	1-1/8	1.33	1-1/8
SS-BW-FFX90-08-12	1/2	1-3/16 -12	0.5	3.52	2.18	1-3/8	1.88	1-3/8
SS-BW-FFX90-10-08	5/8	13/16 -16	0.625	3.98	1.88	15/16	1.14	15/16
SS-BW-FFX90-10-10	5/8	1 -14	0.625	4.28	2.18	1-1/8	1.26	1-1/8
SS-BW-FFX90-10-12	5/8	1-3/16 -12	0.625	4.41	2.31	1-3/8	1.88	1-3/8
SS-BW-FFX90-12-10	3/4	1 -14	0.75	4.07	2.20	1-1/8	1.26	1-1/8
SS-BW-FFX90-12-12	3/4	1-3/16 -12	0.75	4.36	2.57	1-3/8	1.88	1-3/8
SS-BW-FFX90-12-16	3/4	1-7/16 -12	0.75	4.36	2.57	1-5/8	2.21	1-5/8
SS-BW-FFX90-16-16	1	1-7/16 -12	1	5.05	2.94	1-5/8	2.21	1-5/8
SS-BW-FFX90-16-20	1	1-11/16 -12	1	5.17	3.05	2	2.50	1-7/8
SS-BW-FFX90-20-20	1-1/4	1-11/16 -12	1.25	6.16	3.71	2	2.51	1-7/8
SS-BW-FFX90-20-24	1-1/4	2 -12	1.25	6.03	3.49	2-1/4	3.09	2-1/4
SS-BW-FFX90-24-24	1-1/2	2 -12	1.5	6.72	4.12	2-1/4	3.36	2-1/4



Product Number: SS-BW-MFF

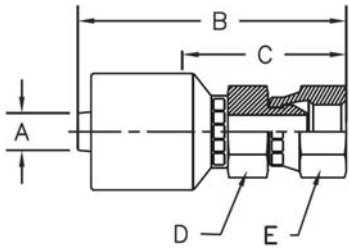
Name: O-Ring Face Seal (ORFS) Male Rigid- Stainless

Material: 316 Stainless Steel

Uses: 1 & 2 Braided Hose

Hoses: 1SN (100R1), 2SN (100R2), R16, R17

TITAN PART NUMBER	HOSE I.D. (INCHES)	THREAD	DIMENSIONS (INCHES)			
			A	B	C	D
SS-BW-MFF-04-04-W	1/4	9/16 - 18	0.250	2.045	0.965	5/8
SS-BW-MFF-06-06-W	3/8	11/16 - 16	0.375	2.241	0.871	11/16
SS-BW-MFF-06-08-W	3/8	13/16 - 16	0.375	2.304	0.934	7/8
SS-BW-MFF-08-08-W	1/2	13/16 - 16	0.500	2.329	0.989	7/8
SS-BW-MFF-08-10-W	1/2	1 - 14	0.500	2.591	1.251	1 1/16
SS-BW-MFF-10-10-W	5/8	1 - 14	0.625	3.421	1.321	1 1/16
SS-BW-MFF-10-12-W	5/8	1-13/16 - 12	0.625	3.481	1.381	1 1/4
SS-BW-MFF-12-12-W	3/4	1-13/16 - 12	0.750	3.215	1.336	1 1/4
SS-BW-MFF-16-16-W	1.000	1-7/16 - 12	1.000	3.479	1.354	1 1/2



Product Number: SS-BW-FBX

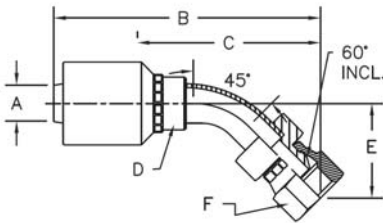
Name: BSPP Female Swivel- Stainless

Material: 316 Stainless Steel

Uses: 1 & 2 Braided Hose, 4 Spiral Hose

Hoses: 1SN (100R1), 2SN (100R2), R16, R17, R12, 4SH

TITAN PART NUMBER	HOSE I.D. (INCHES)	THREAD	DIMENSIONS (INCHES)				H1
			A	B	C	D	
SS-BW-FBX-04-04	1/4	1/4 -19	0.25	2.06	0.98	9/16	3/4
SS-BW-FBX-04-06	1/4	3/8 -19	0.25	2.16	1.10	5/8	7/8
SS-BW-FBX-06-06	3/8	3/8 -19	0.375	2.33	1.10	3/4	7/8
SS-BW-FBX-06-08	3/8	1/2 -14	0.375	2.65	1.28	3/4	1
SS-BW-FBX-08-08	1/2	1/2 -14	0.5	2.66	1.32	7/8	1
SS-BW-FBX-08-10	1/2	5/8 -14	0.5	2.94	1.60	7/8	1-1/8
SS-BW-FBX-10-10	5/8	5/8 -14	0.625	3.66	1.56	1	1-1/8
SS-BW-FBX-12-12	3/4	3/4 -14	0.75	3.40	1.61	1-1/8	1-1/4
SS-BW-FBX-16-16	1	1 -11	1	3.72	1.61	1-3/8	1-1/2
SS-BW-FBX-20-20	1-1/4	1-1/4 -11	1.25	4.39	1.94	1-3/4	2
SS-BW-FBX-24-24	1-1/2	1-1/2 -11	1.5	4.85	2.25	2-1/4	2-3/8



Product Number: SS-BW-FBX45

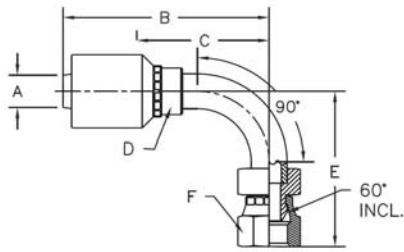
Name: BSP 45° Female Swivel Elbow - Stainless

Material: 316 Stainless Steel

Uses: 1 & 2 Braided Hose, 4 Spiral Hose

Hoses: 1SN (100R1), 2SN (100R2), R16, R17, R12, 4SH

TITAN PART NUMBER	HOSE I.D. (INCHES)	THREAD	DIMENSIONS (INCHES)					
			A	B	C	D	E	F
SS-BW-FBX45-04-04	1/4	1/4 - 19	0.25	3.17	2.11	5/8	0.75	3/4
SS-BW-FBX45-04-06	1/4	3/8 - 19	0.25	3.45	2.39	5/8	0.95	7/8
SS-BW-FBX45-06-06	3/8	3/8 - 19	0.375	2.64	1.41	3/4	0.59	7/8
SS-BW-FBX45-06-08	3/8	1/2 - 14	0.375	4.10	2.73	3/4	1.00	1
SS-BW-FBX45-08-08	1/2	1/2 - 14	0.5	3.36	2.02	7/8	0.71	1
SS-BW-FBX45-10-10	5/8	5/8 - 14	0.625	4.76	2.66	1	1.10	1-1/8
SS-BW-FBX45-12-12	3/4	3/4 - 14	0.75	4.51	2.72	1	1.18	1-1/4
SS-BW-FBX45-16-16	1	1 - 11	1	5.35	3.24	1-5/16	1.36	1-1/2
SS-BW-FBX45-20-20	1-1/4	1-1/4 - 11	1.25	6.87	4.33	1-5/8	1.94	2
SS-BW-FBX45-24-24	1-1/2	1-1/2 - 11	1.5	7.80	5.20	2	2.14	2-3/8



Product Number: SS-BW-FBX90

Name: BSP Female Swivel, 90 Elbow - Stainless

Material: 316 Stainless Steel

Uses: 1 & 2 Braided Hose, 4 Spiral Hose

Hoses: 1SN (100R1), 2SN (100R2), R16, R17, R12, 4SH

TITAN PART NUMBER	HOSE I.D. (INCHES)	THREAD	DIMENSIONS (INCHES)					
			A	B	C	D	E	F
SS-BW-FBX90-04-04	1/4	1/4 -19	0.25	2.70	1.64	5/8	1.33	3/4
SS-BW-FBX90-04-06	1/4	3/8 -19	0.25	2.84	1.78	5/8	1.79	3/4
SS-BW-FBX90-06-06	3/8	3/8 -19	0.375	3.17	1.80	3/4	1.79	7/8
SS-BW-FBX90-06-08	3/8	1/2 -14	0.375	3.47	2.10	3/4	1.95	1
SS-BW-FBX90-08-08	1/2	1/2 -14	0.5	3.49	2.15	7/8	1.95	1
SS-BW-FBX90-10-10	5/8	5/8 -14	0.625	3.82	1.72	1	2.34	1-1/8
SS-BW-FBX90-12-12	3/4	3/4 -14	0.75	4.05	2.26	1	2.47	1-1/4
SS-BW-FBX90-16-16	1	1 -11	1	4.80	2.69	1-5/16	2.89	1-1/2

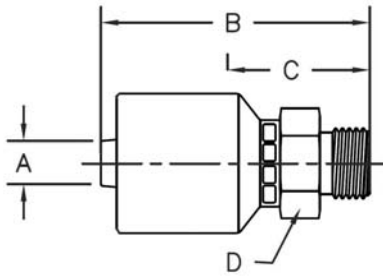
43 Series

BW Series

HY Series

Push On Series

RR (ReUsable) Series



Product Number: SS-BW-MBSP

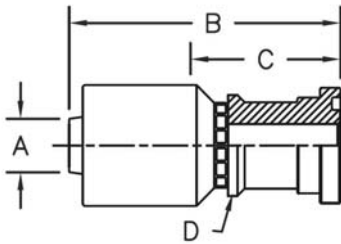
Name: BSPP Male Swivel

Material: 316 Stainless Steel

Uses: 1 & 2 Braided Hose

Hoses: 1SN (100R1), 2SN (100R2), R16, R17

TITAN PART NUMBER	HOSE I.D. (INCHES)	THREAD	DIMENSIONS (INCHES)			
			A	B	C	D
SS-MB-04-04	1/4	7/16 - 20	0.250	1.830	0.744	5/8
SS-MB-04-05	1/4	1/2 - 20	0.250	1.810	0.750	5/8
SS-MB-04-06	1/4	9/16 - 18	0.250	1.946	0.886	11/16
SS-MB-06-06	3/8	9/16 - 18	0.375	2.120	0.890	3/4
SS-MB-06-08	3/8	3/4 - 16	0.375	2.170	0.940	7/8
SS-MB-06-10	3/8	7/8 - 14	0.375	2.456	1.086	1.000
SS-MB-08-06	1/2	9/16 - 18	0.500	2.301	0.986	11/16
SS-MB-08-08	1/2	3/4 - 16	0.500	2.350	1.010	7/8
SS-MB-08-10	1/2	7/8 - 14	0.500	2.481	1.141	1 1/16
SS-MB-08-12	1/2	1-1/16 - 12	0.500	2.564	1.224	1 1/4
SS-MB-10-10	5/8	7/8 - 14	0.625	3.311	1.211	1 1/16
SS-MB-10-12	5/8	1-1/16 - 12	0.625	3.394	1.294	1 1/4
SS-MB-12-12	3/4	1-1/16 - 12	0.750	2.050	1.260	1 1/4
SS-MB-12-16	3/4	1-5/16 - 12	0.750	3.050	1.260	1 1/2
SS-MB-16-16	1.000	1-5/16 - 12	1.000	3.380	1.270	1 1/2
SS-MB-16-20	1.000	1-5/8 - 12	1.000	3.570	1.460	1 7/8
SS-MB-20-20	1 1/4	1-5/8 - 12	1.250	4.070	1.620	1 7/8
SS-MB-20-24	1 1/4	1-7/8 - 12	1.250	3.940	1.490	1 1/8
SS-MB-24-24	1 1/2	1-7/8 - 12	1.500	4.310	1.710	1 1/4
SS-MB-32-32	2.000	2-1/2 - 12	2.000	5.160	1.910	2 3/4



Product Number: SS-BW-FL61

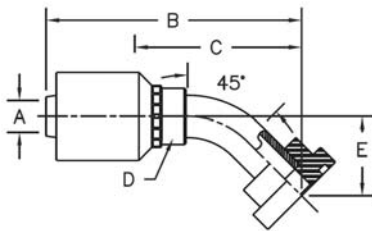
Name: Code 61 Flange Rigid

Material: 316 Stainless Steel

Uses: 1 & 2 Braided Hose, 4 Spiral Hose

Hoses: 1SN (100R1), 2SN (100R2), R16, R17, R12, 4SH

TITAN PART NUMBER	HOSE I.D. (INCHES)	THREAD	DIMENSIONS (INCHES)			
			A	B	C	D
SS-BW-C61-08-08	1/2	-	0.5	3.18	1.84	1-3/16
SS-BW-C61-08-12	1/2	-	0.5	2.92	1.58	1-1/2
SS-BW-C61-12-12	3/4	-	0.75	3.40	1.61	1-1/2
SS-BW-C61-12-16	3/4	-	0.75	3.70	1.91	1-3/4
SS-BW-C61-16-16	1	-	1	4.02	1.91	1-3/4
SS-BW-C61-16-20	1	-	1	4.02	1.91	2
SS-BW-C61-16-24	1	-	1	4.20	2.07	2-3/8
SS-BW-C61-20-20	1-1/4	-	1.25	4.40	1.95	2
SS-BW-C61-20-24	1-1/4	-	1.25	4.56	2.11	2-3/8
SS-BW-C61-24-24	1-1/2	-	1.5	4.69	2.09	2-3/8
SS-BW-C61-24-32	1-1/2	-	1.5	5.30	2.70	2-13/16
SS-BW-C61-32-32	2	-	2	6.02	2.77	2-13/16



Product Number: SS-BW-FL6145

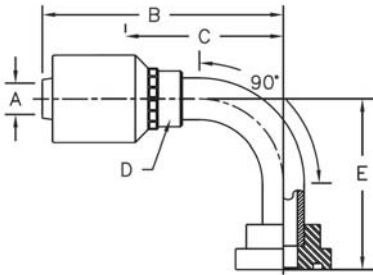
Name: Code 61 Flange Rigid, 45°

Material: 316 Stainless Steel

Uses: 1 & 2 Braided Hose, 4 Spiral Hose

Hoses: 1SN (100R1), 2SN (100R2), R16, R17, R12, 4SH

TITAN PART NUMBER	HOSE I.D. (INCHES)	THREAD	DIMENSIONS (INCHES)				
			A	B	C	D	E
SS-BW-C6145-08-08	1/2	-	0.5	3.80	2.46	7/8	0.75
SS-BW-C6145-08-12	1/2	-	0.5	3.58	2.24	1	0.84
SS-BW-C6145-12-12	3/4	-	0.75	4.54	2.75	1	0.84
SS-BW-C6145-12-16	3/4	-	0.75	4.54	2.75	1	0.84
SS-BW-C6145-16-16	1	-	1	4.82	2.71	1-5/16	1.13
SS-BW-C6145-16-20	1	-	1	4.86	2.74	1-5/16	0.94
SS-BW-C6145-20-20	1-1/4	-	1.25	6.19	3.65	1-5/8	1.26
SS-BW-C6145-20-24	1-1/4	-	1.25	6.23	3.69	1-5/8	1.30
SS-BW-C6145-24-24	1-1/2	-	1.5	7.05	4.45	2	1.73
SS-BW-C6145-24-32	1-1/2	-	1.5	6.98	4.38	2	1.35
SS-BW-C6145-32-32	2	-	2	9.00	5.70	2-1/2	2.74
SS-BW-C6145-32-40	2	-	2	9.05	5.75	2-1/2	2.77



Product Number: SS-BW-FL6190

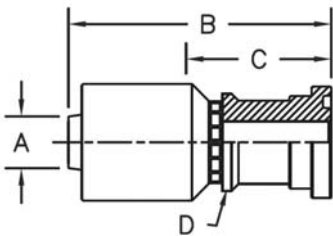
Name: Code 61 Flange Rigid, 90°

Material: 316 Stainless Steel

Uses: 1 & 2 Braided Hose, 4 Spiral Hose

Hoses: 1SN (100R1), 2SN (100R2), R16, R17, R12, 4SH

TITAN PART NUMBER	HOSE I.D. (INCHES)	THREAD	DIMENSIONS (INCHES)				
			A	B	C	D	E
SS-BW-C6190-06-08	3/8	-	0.375	3.12	1.75	3/4	1.63
SS-BW-C6190-08-08	1/2	-	0.5	3.14	1.80	7/8	1.63
SS-BW-C6190-08-12	1/2	-	0.5	3.49	2.15	1	1.56
SS-BW-C6190-12-12	3/4	-	0.75	4.73	2.94	1	2.37
SS-BW-C6190-12-16	3/4	-	0.75	4.73	2.94	1	2.38
SS-BW-C6190-16-16	1	-	1	5.19	3.08	1-5/16	2.8
SS-BW-C6190-16-20	1	-	1	4.80	2.69	1-5/16	2.25
SS-BW-C6190-20-20	1-1/4	-	1.25	6.18	3.73	1-5/8	2.68
SS-BW-C6190-20-24	1-1/4	-	1.25	6.38	3.93	1-5/8	2.74
SS-BW-C6190-24-24	1-1/2	-	1.5	6.74	4.14	2	3.26
SS-BW-C6190-24-32	1-1/2	-	1.5	6.74	4.14	2	3.26
SS-BW-C6190-32-32	2	-	2	8.30	5.00	2-1/2	5.46



Product Number: SS-BW-FL62

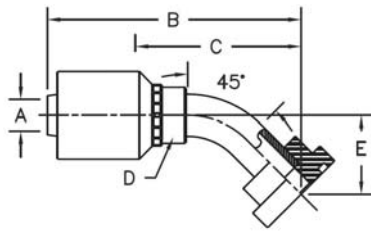
Name: Code 62 Flange Rigid

Material: 316 Stainless Steel

Uses: 1 & 2 Braided Hose, 4 Spiral Hose

Hoses: 1SN (100R1), 2SN (100R2), R16, R17, R12, 4SH

TITAN PART NUMBER	HOSE I.D. (INCHES)	THREAD	DIMENSIONS (INCHES)			
			A	B	C	D
SS-BW-C62-12-08	3/4	-	0.75	3.79	2.00	1-1/4
SS-BW-C62-12-12	3/4	-	0.75	3.56	1.77	1-5/8
SS-BW-C62-12-16	3/4	-	0.75	4.15	2.36	1-7/8
SS-BW-C62-16-16	1	-	1	4.53	2.42	1-7/8
SS-BW-C62-16-20	1	-	1	4.81	2.70	2-1/8
SS-BW-C62-20-20	1-1/4	-	1.25	5.21	2.81	2-1/8
SS-BW-C62-20-24	1-1/4	-	1.25	5.44	2.99	2-1/2
SS-BW-C62-24-24	1-1/2	-	1.5	5.59	2.99	2-7/8
SS-BW-C62-32-32	2	-	2	6.58	3.33	3-1/8



Product Number: SS-BW-FL6245

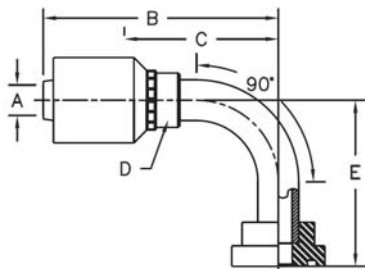
Name: Code 62 Flange Rigid, 45°

Material: 316 Stainless Steel

Uses: 1 & 2 Braided Hose, 4 Spiral Hose

Hoses: 1SN (100R1), 2SN (100R2), R16, R17, R12, 4SH

TITAN PART NUMBER	HOSE I.D. (INCHES)	THREAD	DIMENSIONS (INCHES)				
			A	B	C	D	E
SS-BW-C6245-12-12	3/4	-	0.75	4.63	2.84	1	0.93
SS-BW-C6245-12-16	3/4	-	0.75	4.71	2.93	1	1.02
SS-BW-C6245-16-16	1	-	1	5.38	3.26	1-5/16	1.25
SS-BW-C6245-16-20	1	-	1	5.51	3.4	1-5/16	1.39
SS-BW-C6245-20-20	1-1/4	-	1.25	6.49	3.95	1-5/8	1.48
SS-BW-C6245-20-24	1-1/4	-	1.25	6.62	4.08	1-5/8	1.61
SS-BW-C6245-24-24	1-1/2	-	1.5	7.37	4.77	2	1.72
SS-BW-C6245-32-32	2	-	2	9.53	6.23	2-1/2	3.25



Product Number: SS-BW-FL6290

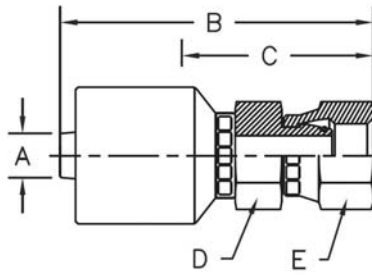
Name: Code 62 Flange Rigid, 90°

Material: 316 Stainless Steel

Uses: 1 & 2 Braided Hose, 4 Spiral Hose

Hoses: 1SN (100R1), 2SN (100R2), R16, R17, R12, 4SH

TITAN PART NUMBER	HOSE I.D. (INCHES)	THREAD	DIMENSIONS (INCHES)				
			A	B	C	D	E
SS-BW-C6290-12-12	3/4	-	0.75	4.73	2.94	1	2.51
SS-BW-C6290-12-16	3/4	-	0.75	4.73	2.94	1	2.62
SS-BW-C6290-16-16	1	-	1	4.8	2.69	1-5/16	2.50
SS-BW-C6290-16-20	1	-	1	4.8	2.69	1-5/16	2.69
SS-BW-C6290-20-16	1-1/4	-	1.25	5.34	2.8	1-5/8	2.50
SS-BW-C6290-20-20	1-1/4	-	1.25	6.25	3.71	1-5/8	3.12
SS-BW-C6290-20-24	1-1/4	-	1.25	6.25	3.71	1-5/8	3.32
SS-BW-C6290-24-24	1-1/2	-	1.5	6.73	4.13	2	3.71
SS-BW-C6290-32-32	2	-	2	8.31	5.01	2-1/2	5.56



Product Number: SS-BW-FDL

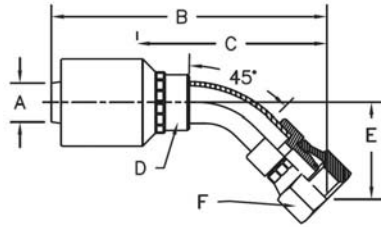
Name: Metric DIN Light

Material: 316 Stainless Steel

Uses: 1 & 2 Braided Hose, 4 Spiral Hose

Hoses: 1SN (100R1), 2SN (100R2), R16, R17, R12, 4SH

TITAN PART NUMBER	HOSE I.D. (INCHES)	THREAD	DIMENSIONS (INCHES)				
			A	B	C	D	E
SS-BW-FDL-04-08-14	1/4	M14 X 1.5	0.25	2.30	1.24	9/16	3/4
SS-BW-FDL-04-10-16	1/4	M16 X 1.5	0.25	2.23	1.17	11/16	7/8
SS-BW-FDL-06-10-16	3/8	M16 X 1.5	0.375	2.56	1.19	3/4	7/8
SS-BW-FDL-06-12-18	3/8	M18 X 1.5	0.375	2.60	1.23	3/4	15/16
SS-BW-FDL-06-15-22	3/8	M22 X 1.5	0.375	2.71	1.34	3/4	1-1/16
SS-BW-FDL-08-15-22	1/2	M22 X 1.5	0.5	2.80	1.46	7/8	1-1/16
SS-BW-FDL-08-18-26	1/2	M26 X 1.5	0.5	3.78	1.68	1-1/8	1-1/4
SS-BW-FDL-10-18-26	5/8	M26 X 1.5	0.625	3.63	1.53	1	1-1/4
SS-BW-FDL-12-18-26	3/4	M26 X 1.5	0.75	3.44	1.56	1-1/8	1-1/4
SS-BW-FDL-12-22-30	3/4	M30 X 2.0	0.75	3.57	1.70	1-3/16	1-7/16
SS-BW-FDL-16-28-36	1	M36 X 2.0	1	3.86	1.76	1 1/2	1-3/4
SS-BW-FDL-20-35-45	1-1/4	M45 X 2.0	1.25	4.22	1.82	1-11/16	2
SS-BW-FDL-24-42-52	1-1/2	M52 X 2.0	1.5	-	-	-	2-3/8



Product Number: SS-BW-FDL45

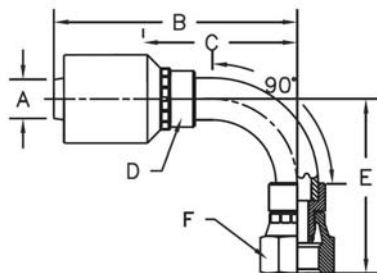
Name: Metric DIN Light, 45°

Material: 316 Stainless Steel

Uses: 1 & 2 Braided Hose, 4 Spiral Hose

Hoses: 1SN (100R1), 2SN (100R2), R16, R17, R12, 4SH

TITAN PART NUMBER	HOSE I.D. (INCHES)	THREAD	DIMENSIONS (INCHES)					
			A	B	C	D	E	F
SS-BW-FDL45-04-08-14	1/4	M14 X 1.5	0.25	3.37	2.31	5/8	0.91	3/4
SS-BW-FDL45-06-10-16	3/8	M16 X 1.5	0.375	3.93	2.56	11/16	1.10	7/8
SS-BW-FDL45-06-12-18	3/8	M18 X 1.5	0.375	3.82	2.59	3/4	1.13	15/16
SS-BW-FDL45-08-15-22	1/2	M22 X 1.5	0.5	4.28	2.94	7/8	1.22	1-1/16
SS-BW-FDL45-10-18-26	5/8	M26 X 1.5	0.625	4.88	2.78	1	1.28	1-1/4
SS-BW-FDL45-12-18-26	3/4	M26 X 1.5	0.75	4.68	2.80	1	1.28	1-1/4
SS-BW-FDL45-12-22-30	3/4	M30 X 2.0	0.75	4.82	2.94	1	1.42	1-7/16
SS-BW-FDL45-16-28-36	1	M36 X 2.0	1	5.81	3.68	1-5/16	1.66	1-3/4
SS-BW-FDL45-20-35-45	1-1/4	M45 X 2.0	1.25	7.01	4.47	1-5/8	1.77	2



Product Number: SS-BW-FDL90

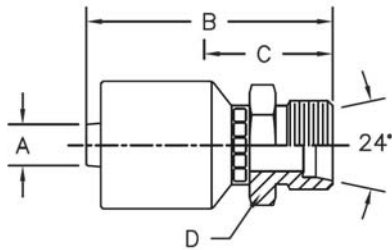
Name: Metric DIN Light, 90°

Material: 316 Stainless Steel

Uses: 1 & 2 Braided Hose, 4 Spiral Hose

Hoses: 1SN (100R1), 2SN (100R2), R16, R17, R12, 4SH

TITAN PART NUMBER	HOSE I.D. (INCHES)	THREAD	DIMENSIONS (INCHES)					
			A	B	C	D	E	F
SS-BW-FDL45-04-08-14	1/4	M14 X 1.5	0.25	3.37	2.31	5/8	0.91	3/4
SS-BW-FDL45-06-10-16	3/8	M16 X 1.5	0.375	3.93	2.56	11/16	1.10	7/8
SS-BW-FDL45-06-12-18	3/8	M18 X 1.5	0.375	3.82	2.59	3/4	1.13	15/16
SS-BW-FDL45-08-15-22	1/2	M22 X 1.5	0.5	4.28	2.94	7/8	1.22	1-1/16
SS-BW-FDL45-10-18-26	5/8	M26 X 1.5	0.625	4.88	2.78	1	1.28	1-1/4
SS-BW-FDL45-12-18-26	3/4	M26 X 1.5	0.75	4.68	2.80	1	1.28	1-1/4
SS-BW-FDL45-12-22-30	3/4	M30 X 2.0	0.75	4.82	2.94	1	1.42	1-7/16
SS-BW-FDL45-16-28-36	1	M36 X 2.0	1	5.81	3.68	1-5/16	1.66	1-3/4
SS-BW-FDL45-20-35-45	1-1/4	M45 X 2.0	1.25	7.01	4.47	1-5/8	1.77	2



Product Number: SS-BW-MDL

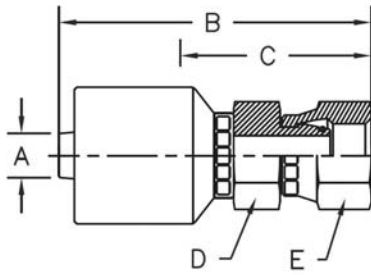
Name: Metric DIN Male Light

Material: 316 Stainless Steel

Uses: 1 & 2 Braided Hose, 4 Spiral Hose

Hoses: 1SN (100R1), 2SN (100R2), R16, R17, R12, 4SH

TITAN PART NUMBER	HOSE I.D. (INCHES)	THREAD	DIMENSIONS (INCHES)			
			A	B	C	D
SS-BW-MDS-04-08-16	1/4	M16 X 1.5	0.25	2.10	1.04	11/16
SS-BW-MDS-04-10-18	1/4	M18 X 1.5	0.25	2.10	1.04	3/4
SS-BW-MDS-06-08-16	3/8	M16 X 1.5	0.375	2.43	1.06	11/16
SS-BW-MDS-06-12-20	3/8	M20 X 1.5	0.375	2.43	1.06	15/16
SS-BW-MDS-06-14-22	3/8	M22 X 1.5	0.375	2.52	1.15	7/8
SS-BW-MDS-08-16-24	1/2	M24 X 1.5	0.5	2.53	1.19	1
SS-BW-MDS-10-20-30	5/8	M30 X 2.0	0.625	3.44	1.34	1-3/16
SS-BW-MDS-12-25-36	3/4	M36 X 2.0	0.75	3.34	1.47	1-1/2
SS-BW-MDS-16-30-42	1	M42 X 2.0	1	3.68	1.55	1-11/16
SS-BW-MDS-20-38-52	1-1/4	M52 X 2.0	1.25	4.19	1.65	2-1/4



Product Number: SS-BW-FDS

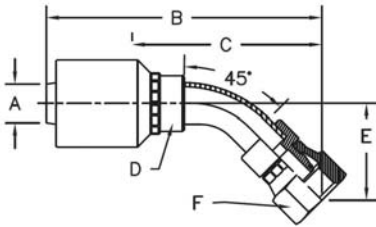
Name: Metric DIN Heavy

Material: 316 Stainless Steel

Uses: 1 & 2 Braided Hose, 4 Spiral Hose

Hoses: 1SN (100R1), 2SN (100R2), R16, R17, R12, 4SH

TITAN PART NUMBER	HOSE I.D. (INCHES)	THREAD	DIMENSIONS (INCHES)				
			A	B	C	D	E
SS-BW-FDS-04-08-16	1/4	M16 X 1.5	0.25	2.07	1.01	9/16	7/8
SS-BW-FDS-04-10-18	1/4	M18 X 1.5	0.25	2.08	1.02	5/8	15/16
SS-BW-FDS-06-12-20	3/8	M20 X 1.5	0.375	2.51	1.14	11/16	15/16
SS-BW-FDS-06-14-22	3/8	M22 X 1.5	0.375	2.65	1.28	3/4	1-1/16
SS-BW-FDS-08-14-22	1/2	M22 X 1.5	0.5	2.69	1.34	7/8	1-1/16
SS-BW-FDS-08-16-24	1/2	M24 X 1.5	0.5	2.63	1.29	7/8	1-3/16
SS-BW-FDS-10-20-30	5/8	M30 X 2.0	0.625	3.38	1.50	1-1/4	1-7/16
SS-BW-FDS-12-20-30	3/4	M30 X 2.0	0.75	3.38	1.50	1-1/4	1-7/16
SS-BW-FDS-12-25-36	3/4	M36 X 2.0	0.75	3.36	1.48	1-1/4	1-3/4
SS-BW-FDS-16-30-42	1	M42 X 2.0	1	3.70	1.60	1-1/2	2
SS-BW-FDS-20-30-42	1-1/4	M42 X 2.0	1.25	4.37	1.83	1-3/4	2
SS-BW-FDS-20-38-52	1-1/4	M52 X 2.0	1.25	4.14	1.60	2	2-3/8
SS-BW-FDS-24-38-52	1-1/2	M52 X 2.0	1.5	4.61	2.01	2	2-3/8



Product Number: SS-BW-FDS45

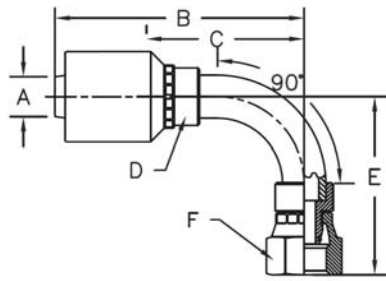
Name: Metric DIN Heavy, 45°

Material: 316 Stainless Steel

Uses: 1 & 2 Braided Hose, 4 Spiral Hose

Hoses: 1SN (100R1), 2SN (100R2), R16, R17, R12, 4SH

TITAN PART NUMBER	HOSE I.D. (INCHES)	THREAD	DIMENSIONS (INCHES)					
			A	B	C	D	E	F
SS-BW-FDS45-04-08-16	1/4	M16 X 1.5	0.25	3.39	2.33	5/8	0.89	7/8
SS-BW-FDS45-04-10-18	1/4	M18 X 1.5	0.25	3.38	2.32	5/8	0.92	15/16
SS-BW-FDS45-06-08-16	3/8	M16 X 1.5	0.375	3.72	2.35	11/16	0.89	7/8
SS-BW-FDS45-06-12-20	3/8	M20 X 1.5	0.375	3.83	2.46	3/4	1.20	15/16
SS-BW-FDS45-06-14-22	3/8	M22 X 1.5	0.375	3.85	2.48	11/16	1.02	1-1/16
SS-BW-FDS45-08-12-20	1/2	M20 X 1.5	0.5	3.85	2.51	7/8	1.20	15/16
SS-BW-FDS45-08-16-24	1/2	M24 X 1.5	0.5	4.32	2.98	7/8	1.26	1-3/16
SS-BW-FDS45-10-20-30	5/8	M30 X 2.0	0.625	5.46	3.36	1	1.40	1-7/16
SS-BW-FDS45-12-20-30	3/4	M30 X 2.0	0.75	5.18	3.30	1	1.40	1-7/16
SS-BW-FDS45-12-25-36	3/4	M36 X 2.0	0.75	4.93	3.05	1	1.26	1-3/4
SS-BW-FDS45-16-30-42	1	M42 X 2.0	1	5.83	3.70	1-5/16	1.69	2
SS-BW-FDS45-20-30-42	1-1/4	M42 X 2.0	1.25	6.36	3.82	1-5/8	1.69	2
SS-BW-FDS45-20-38-52	1-1/4	M52 X 2.0	1.25	7.00	4.46	1-5/8	1.82	2-3/8
SS-BW-FDS45-24-38-52	1-1/2	M52 X 2.0	1.5	7.18	4.58	2	1.82	2-3/8



Product Number: SS-BW-FDS90

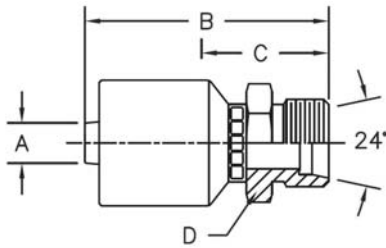
Name: Metric DIN Heavy, 90°

Material: 316 Stainless Steel

Uses: 1 & 2 Braided Hose, 4 Spiral Hose

Hoses: 1SN (100R1), 2SN (100R2), R16, R17, R12, 4SH

TITAN PART NUMBER	HOSE I.D. (INCHES)	THREAD	DIMENSIONS (INCHES)					
			A	B	C	D	E	F
SS-BW-FDS90-04-08-16	1/4	M16 X 1.5	0.25	2.84	1.78	5/8	1.54	1-1/4
SS-BW-FDS90-04-10-18	1/4	M18 X 1.5	0.25	2.70	1.64	5/8	1.50	15/16
SS-BW-FDS90-06-12-20	3/8	M20 X 1.5	0.375	3.47	2.10	3/4	1.99	15/16
SS-BW-FDS90-06-14-22	3/8	M22 X 1.5	0.375	3.17	1.80	11/16	1.75	1-1/16
SS-BW-FDS90-08-12-20	1/2	M20 X 1.5	0.5	3.49	2.15	7/8	1.99	15/16
SS-BW-FDS90-08-16-24	1/2	M24 X 1.5	0.5	3.49	2.15	7/8	1.89	1-3/16
SS-BW-FDS90-10-20-30	5/8	M30 X 2.0	0.625	4.96	2.86	1	2.69	1-7/16
SS-BW-FDS90-12-20-30	3/4	M30 X 2.0	0.75	4.69	2.81	1	2.69	1-7/16
SS-BW-FDS90-12-25-36	3/4	M36 X 2.0	0.75	4.12	2.24	1	2.71	1-3/4
SS-BW-FDS90-16-30-42	1	M42 X 2.0	1	5.17	3.05	1-5/16	2.71	2
SS-BW-FDS90-20-30-42	1-1/4	M42 X 2.0	1.25	5.71	3.16	1-5/8	3.27	2
SS-BW-FDS90-20-38-52	1-1/4	M52 X 2.0	1.25	6.42	3.88	1-5/8	3.78	2-3/8
SS-BW-FDS90-24-38-52	1-1/2	M52 X 2.0	1.5	6.60	4.00	2	3.78	2-3/8



Product Number: SS-BW-MDS

Name: Male Metric DIN Heavy

Material: 316 Stainless Steel

Uses: 1 & 2 Braided Hose

Hoses: 1SN (100R1), 2SN (100R2), R16, R17

TITAN PART NUMBER	HOSE I.D. (INCHES)	THREAD	DIMENSIONS (INCHES)			
			A	B	C	D
SS-BW-MDS-04-08-16	1/4	M16 X 1.5	0.25	2.10	1.04	11/16
SS-BW-MDS-04-10-18	1/4	M18 X 1.5	0.25	2.10	1.04	3/4
SS-BW-MDS-06-08-16	3/8	M16 X 1.5	0.375	2.43	1.06	11/16
SS-BW-MDS-06-12-20	3/8	M20 X 1.5	0.375	2.43	1.06	15/16
SS-BW-MDS-06-14-22	3/8	M22 X 1.5	0.375	2.52	1.15	7/8
SS-BW-MDS-08-16-24	1/2	M24 X 1.5	0.5	2.53	1.19	1
SS-BW-MDS-10-20-30	5/8	M30 X 2.0	0.625	3.44	1.34	1-3/16
SS-BW-MDS-12-25-36	3/4	M36 X 2.0	0.75	3.34	1.47	1-1/2
SS-BW-MDS-16-30-42	1	M42 X 2.0	1	3.68	1.55	1-11/16
SS-BW-MDS-20-38-52	1-1/4	M52 X 2.0	1.25	4.19	1.65	2-1/4

HY Crimp Fittings Series



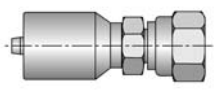


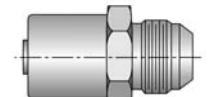
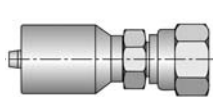
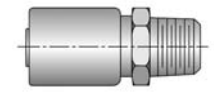
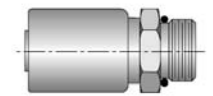
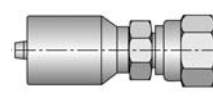

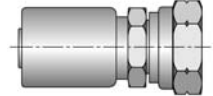


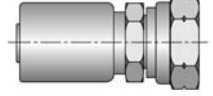


43 Series

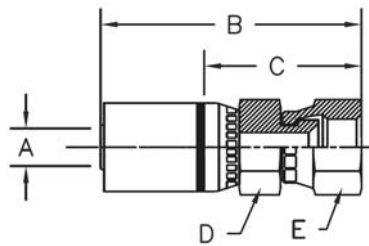
BW Series

HY Series

Push On Series

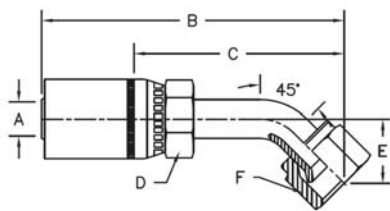
RR (ReUsable) Series

<p>SS-HY-FJX p. 49</p>  <p>37° Flare JIC Female Swivel</p>	<p>SS-HY-FJX45 p. 49</p>  <p>37° Flare JIC Female Swivel, 45°</p>	<p>SS-HY-FJX90 p. 50</p>  <p>37° Flare JIC Female Swivel, 90°</p>	<p>SS-HY-MJ p. 50</p>  <p>37° Flare JIC Male Rigid</p>	<p>SS-HY-FPX p. 51</p>  <p>Pipe Female Swivel</p>
<p>SS-HY-MP p. 51</p>  <p>Pipe Male Rigid</p>	<p>SS-HY-MOR p. 52</p>  <p>O-Ring Boss Rigid</p>	<p>SS-HY-FBX p. 53</p>  <p>BSPP Female Swivel</p>	<p>SS-HY-FBX90 p. 53</p>  <p>FB Female Swivel, 90°</p>	<p>SS-HY-FDL p. 54</p>  <p>Metric DIN Light</p>
<p>SS-HY-FDL45 p. 54</p>  <p>Metric DIN Light, 45°</p>	<p>SS-HY-FDL90 p. 55</p>  <p>Metric DIN Light, 90°</p>	<p>SS-HY-FDS p. 55</p>  <p>Metric DIN Heavy</p>	<p>SS-HY-FDS45 p. 56</p>  <p>Metric DIN Heavy, 45°</p>	<p>SS-HY-FDS90 p. 56</p>  <p>Metric DIN Heavy, 90°</p>



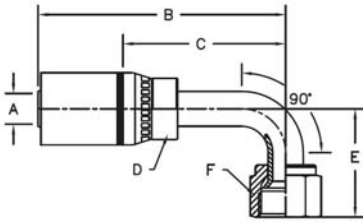
Product Number: SS-HY-FJX
Name: 37° Flare JIC Female Swivel
Material: 316 Stainless Steel
Uses: 1 & 2 Braided Hose
Hoses: 1SN (100R1), 2SN (100R2), R16, R17

TITAN PART NUMBER	HOSE I.D. (INCHES)	THREAD	DIMENSIONS (INCHES)				
			A	B	C	D	E
SS-HY-FJX-04-04	1/4	7/16 -20	0.25	2.36	1.10	9/16	9/16
SS-HY-FJX-04-06	1/4	9/16 -18	0.25	2.45	1.19	9/16	11/16
SS-HY-FJX-06-04	3/8	7/16 -20	0.375	2.62	1.12	11/16	9/16
SS-HY-FJX-06-06	3/8	9/16 -18	0.375	2.70	1.36	11/16	11/16
SS-HY-FJX-06-08	3/8	3/4 -16	0.375	2.86	1.36	11/16	7/8
SS-HY-FJX-08-08	1/2	3/4 -16	0.5	2.85	1.59	7/8	7/8
SS-HY-FJX-08-10	1/2	7/8 -14	0.5	3.09	1.59	7/8	1
SS-HY-FJX-10-10	5/8	7/8 -14	0.625	3.17	1.67	1-1/8	1
SS-HY-FJX-12-12	3/4	1-1/16 -12	0.75	3.25	1.70	1-1/8	1-1/4
SS-HY-FJX-12-16	3/4	1-5/16 -12	0.75	3.23	1.67	1-3/8	1-1/2
SS-HY-FJX-16-16	1	1-5/16 -12	1	3.39	1.66	1-3/8	1-1/2
SS-HY-FJX-20-20	1-1/4	1-5/8 -12	1.25	3.89	1.89	1-3/4	2



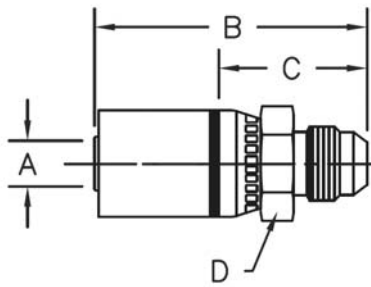
Product Number: SS-HY-FJX45
Name: 37° Flare JIC Female Swivel, 45°
Material: 316 Stainless Steel
Uses: 1 & 2 Braided Hose
Hoses: 1SN (100R1), 2SN (100R2), R16, R17

TITAN PART NUMBER	HOSE I.D. (INCHES)	THREAD	DIMENSIONS (INCHES)					
			A	B	C	D	E	F
SS-HY-FJX45-04-04	1/4	7/16 -20	0.25	3.14	1.88	5/8	0.39	9/16
SS-HY-FJX45-06-06	3/8	9/16 -18	0.375	3.47	1.97	11/16	0.43	11/16
SS-HY-FJX45-06-08	3/8	3/4 -16	0.375	3.81	2.31	3/4	0.59	7/8
SS-HY-FJX45-08-08	1/2	3/4 -16	0.5	3.91	2.41	7/8	0.59	7/8
SS-HY-FJX45-08-10	1/2	7/8 -14	0.5	3.56	2.06	7/8	0.63	1
SS-HY-FJX45-10-10	5/8	7/8 -14	0.625	3.81	2.31	1-1/8	0.63	1
SS-HY-FJX45-12-12	3/4	1-1/16 -12	0.75	3.94	2.34	1-1/8	0.83	1-1/4
SS-HY-FJX45-16-16	1	1-5/16 -12	1	4.55	2.82	1-3/8	0.95	1-1/2
SS-HY-FJX45-20-20	1-1/4	1-5/8 -12	1.25	5.97	3.97	1-3/4	1.47	2



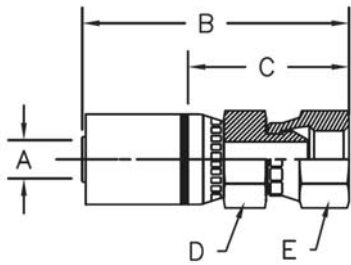
Product Number: SS-HY-FJX90
Name: 37° Flare JIC Female Swivel, 90°
Material: 316 Stainless Steel
Uses: 1 & 2 Braided Hose
Hoses: 1SN (100R1), 2SN (100R2), R16, R17

TITAN PART NUMBER	HOSE I.D. (INCHES)	THREAD	DIMENSIONS (INCHES)					
			A	B	C	D	E	F
SS-HY-FJX45-04-04	1/4	7/16 -20	0.25	3.14	1.88	5/8	0.39	9/16
SS-HY-FJX45-06-06	3/8	9/16 -18	0.375	3.47	1.97	11/16	0.43	11/16
SS-HY-FJX45-06-08	3/8	3/4 -16	0.375	3.81	2.31	3/4	0.59	7/8
SS-HY-FJX45-08-08	1/2	3/4 -16	0.5	3.91	2.41	7/8	0.59	7/8
SS-HY-FJX45-08-10	1/2	7/8 -14	0.5	3.56	2.06	7/8	0.63	1
SS-HY-FJX45-10-10	5/8	7/8 -14	0.625	3.81	2.31	1-1/8	0.63	1
SS-HY-FJX45-12-12	3/4	1-1/16 -12	0.75	3.94	2.34	1-1/8	0.83	1-1/4
SS-HY-FJX45-16-16	1	1-5/16 -12	1	4.55	2.82	1-3/8	0.95	1-1/2
SS-HY-FJX45-20-20	1-1/4	1-5/8 -12	1.25	5.97	3.97	1-3/4	1.47	2



Product Number: SS-HY-MJ
Name: 37° Flare JIC Male Rigid
Material: 316 Stainless Steel
Uses: 1 & 2 Braided Hose
Hoses: 1SN (100R1), 2SN (100R2), R16, R17

TITAN PART NUMBER	HOSE I.D. (INCHES)	THREAD	DIMENSIONS (INCHES)			
			A	B	C	D
SS-HY-MJ-04-04	1/4	7/16 -20	0.25	2.3	1.05	9/16
SS-HY-MJ-06-06	3/8	9/16 -18	0.375	2.66	1.17	11/16
SS-HY-MJ-08-08	1/2	3/4 -16	0.5	2.85	1.35	7/8
SS-HY-MJ-10-10	5/8	7/8 -14	0.625	3.02	1.52	1-1/8
SS-HY-MJ-12-12	3/4	1-1/16 -12	0.75	3.22	1.63	1-1/8
SS-HY-MJ-16-16	1	1-5/16 -12	1	3.42	1.69	1-3/8



Product Number: SS-HY-FPX

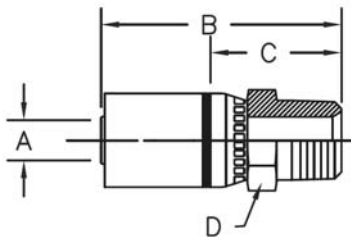
Name: Pipe Female Swivel

Material: 316 Stainless Steel

Uses: 1 & 2 Braided Hose

Hoses: 1SN (100R1), 2SN (100R2), R16, R17

TITAN PART NUMBER	HOSE I.D. (INCHES)	THREAD	DIMENSIONS (INCHES)				
			A	B	C	D	E
SS-HY-FPX-04-04	1/4	1/4 -18	0.25	2.15	1.09	9/16	3/4
SS-HY-FPX-06-06	3/8	3/8 -18	0.375	2.34	1.09	11/16	3/4
SS-HY-FPX-08-08	1/2	1/2 -14	0.5	2.70	1.43	11/16	7/8
SS-HY-FPX-12-12	3/4	3/4 -14	0.75	2.93	1.70	1	1
SS-HY-FPX-16-16	1	1 - 11-1/2	1	3.29	1.78	1-1/8	1-1/4
SS-HY-FPX-20-20	1-1/4	1-1/4 - 11-1/2	1.25	4.02	2.02	1-3/4	2



Product Number: SS-HY-MP

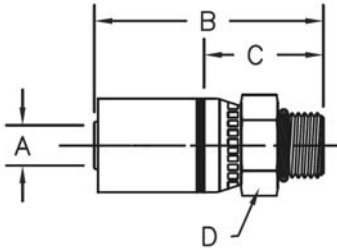
Name: Pipe Male Rigid

Material: 316 Stainless Steel

Uses: 1 & 2 Braided Hose

Hoses: 1SN (100R1), 2SN (100R2), R16, R17

TITAN PART NUMBER	HOSE I.D. (INCHES)	THREAD	DIMENSIONS (INCHES)			
			A	B	C	D
SS-HY-MP-04-02	1/4	1/8 -27	0.25	2.13	0.88	9/16
SS-HY-MP-04-04	1/4	1/4 -18	0.25	2.32	1.06	9/16
SS-HY-MP-04-06	1/4	3/8 -18	0.25	2.41	1.15	11/16
SS-HY-MP-06-04	3/8	1/4 -18	0.375	2.67	1.17	11/16
SS-HY-MP-06-06	3/8	3/8 -18	0.375	2.67	1.17	11/16
SS-HY-MP-06-08	3/8	1/2 -14	0.375	2.92	1.42	7/8
SS-HY-MP-08-08	1/2	1/2 -14	0.5	3.00	1.50	7/8
SS-HY-MP-10-08	5/8	1/2 -14	0.625	3.01	1.51	1-1/8
SS-HY-MP-12-08	3/4	1/2 -14	0.75	3.10	1.51	1-1/8
SS-HY-MP-12-12	3/4	3/4 -14	0.75	3.10	1.51	1-1/8
SS-HY-MP-16-16	1	1 - 11-1/2	1	3.45	1.72	1-3/8
SS-HY-MP-20-20	1-1/4	1-1/4 - 11-1/2	1.25	3.80	1.80	1-3/4



Product Number: SS-HY-MOR

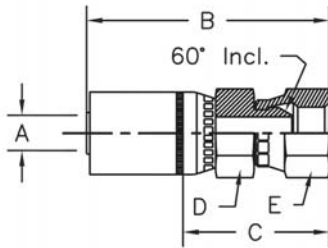
Name: O-Ring Boss Rigid

Material: 316 Stainless Steel

Uses: 1 & 2 Braided Hose

Hoses: 1SN (100R1), 2SN (100R2), R16, R17

TITAN PART NUMBER	HOSE I.D. (INCHES)	THREAD	DIMENSIONS (INCHES)			
			A	B	C	D
SS-HY-MOR-03-04	3/16	7/16 -20	0.1875	1.92	0.86	9/16
SS-HY-MOR-04-04	1/4	7/16 -20	0.25	2.11	0.86	5/8
SS-HY-MOR-04-05	1/4	1/2 -20	0.25	2.11	0.86	5/8
SS-HY-MOR-04-06	1/4	9/16 -18	0.25	2.15	0.89	11/16
SS-HY-MOR-04-08	1/4	3/4 -16	0.25	2.34	1.09	7/8
SS-HY-MOR-06-06	3/8	9/16 -18	0.375	2.50	1.00	11/16
SS-HY-MOR-06-08	3/8	3/4 -16	0.375	2.54	1.04	13/16
SS-HY-MOR-06-10	3/8	7/8 -14	0.375	2.65	1.15	1-1/16
SS-HY-MOR-08-08	1/2	3/4 -16	0.5	2.68	1.18	1-1/8
SS-HY-MOR-08-10	1/2	7/8 -14	0.5	2.75	1.25	1
SS-HY-MOR-08-12	1/2	1-1/16 -12	0.5	2.84	1.34	1-1/4
SS-HY-MOR-10-10	5/8	7/8 -14	0.625	2.76	1.26	1-1/4
SS-HY-MOR-10-12	5/8	1-1/16 -12	0.625	2.86	1.36	1-1/4
SS-HY-MOR-12-10	3/4	7/8 -14	0.625	2.75	1.25	1-1/4
SS-HY-MOR-12-12	3/4	1-1/16 -12	0.625	2.95	1.36	1-1/4
SS-HY-MOR-12-14	3/4	1-3/16 -12	0.625	2.95	1.36	1-1/2
SS-HY-MOR-12-16	3/4	1-5/16 -12	0.625	3.05	1.46	1-1/2
SS-HY-MOR-16-12	1	1-1/16 -12	1	3.11	1.37	1-1/2
SS-HY-MOR-16-16	1	1-5/16 -12	1	3.21	1.48	1-1/2



Product Number: SS-HY-FBX

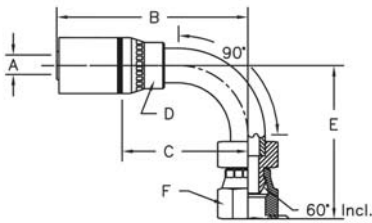
Name: BSPP Female Swivel

Material: 316 Stainless Steel

Uses: 1 & 2 Braided Hose

Hoses: 1SN (100R1), 2SN (100R2), R16, R17

TITAN PART NUMBER	HOSE I.D. (INCHES)	THREAD	DIMENSIONS (INCHES)				
			A	B	C	D	E
SS-FPX-06-06	1/4	3/8 - 19	0.375	2.807	1.307	3/4	7/8
SS-FPX-06-08	3/8	1/2 - 14	0.375	2.916	1.416	7/8	1.000
SS-FPX-08-08	1/2	1/2 - 14	0.500	2.996	1.494	7/8	1.000
SS-FPX-08-12	1/2	3/4 - 14	0.500	-	-	1	1/4



Product Number: SS-HY-FBX90

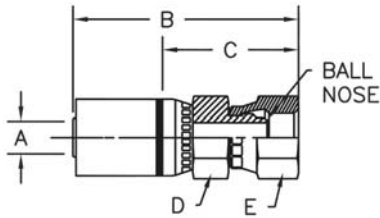
Name: Tube Stub, 90°

Material: 316 Stainless Steel

Uses: 1 & 2 Braided Hose

Hoses: 1SN (100R1), 2SN (100R2), R16, R17

TITAN PART NUMBER	HOSE I.D. (INCHES)	THREAD	DIMENSIONS (INCHES)					
			A	B	C	D	E	
SS-FPX90-04-04	1/4	1/4 - 19	0.250	2.370	1.720	5/8	1.330	3/4
SS-FPX90-04-06	1/4	3/8 - 19	0.250	-	-	-	-	-
SS-FPX90-06-06	3/8	3/8 - 19	0.375	3.378	1.876	3/4	1.790	7/8
SS-FPX90-06-08	1/4	3/8 - 19	0.250	3.677	2.177	3/4 R	1.950	1.000
SS-FPX90-08-08	1/2	1/2 - 14	0.500	2.100	2.250	7/8	1.950	1.000
SS-FPX90-10-10	5/8	5/8 - 14	0.625	3.317	1.437	1 1/8	2.343	1 1/8
SS-FPX90-10-12	5/8	3/4 - 14	0.625	3.755	2.255	1 1/8 R	2.312	1 1/4
SS-FPX90-12-12	3/4	3/4 - 14	0.750	3.965	2.418	1 1/8	1.660	1 1/4
SS-FPX90-16-16	1.000	1 - 11	1.000	7.59	4.95	1 3/8	2.14	1 1/2



Product Number: SS-HY-FDL

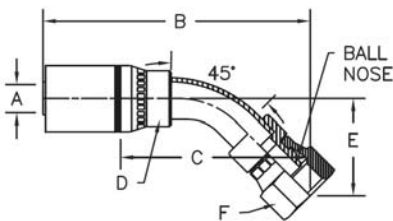
Name: Metric DIN Light

Material: 316 Stainless Steel

Uses: 1 & 2 Braided Hose

Hoses: 1SN (100R1), 2SN (100R2), R16, R17

TITAN PART NUMBER	HOSE I.D. (INCHES)	THREAD	DIMENSIONS (INCHES)				
			A	B	C	D	E
SS-HY-FDL-04-12	1/4	M12 X 1.5	0.25	2.40	1.14	9/16	3/4
SS-HY-FDL-04-14	1/4	M14 X 1.5	0.25	2.42	1.16	9/16	18MM
SS-HY-FDL-04-16	1/4	M16 X 1.5	0.25	2.47	1.21	5/8	7/8
SS-HY-FDL-06-16	3/8	M16 X 1.5	0.375	2.86	1.36	11/16	7/8
SS-HY-FDL-06-18	3/8	M18 X 1.5	0.375	2.73	1.24	11/16	15/16
SS-HY-FDL-06-22	3/8	M22 X 1.5	0.375	2.89	1.39	7/8	1-1/16
SS-HY-FDL-08-22	1/2	M22 X 1.5	0.5	2.85	1.35	7/8	1-1/16
SS-HY-FDL-10-26	5/8	M26 X 1.5	0.625	3.11	1.61	1-1/8	1-1/4
SS-HY-FDL-12-30	3/4	M30 X 2.0	0.75	3.43	1.69	1-1/8	1-7/16
SS-HY-FDL-16-36	1	M36 X 2.0	1	3.58	1.86	1-3/8	1-3/4



Product Number: SS-HY-FDL45

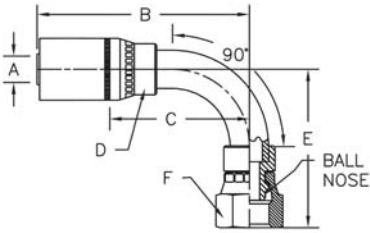
Name: Metric DIN Light, 45°

Material: 316 Stainless Steel

Uses: 1 & 2 Braided Hose

Hoses: 1SN (100R1), 2SN (100R2), R16, R17

TITAN PART NUMBER	HOSE I.D. (INCHES)	THREAD	DIMENSIONS (INCHES)					
			A	B	C	D	E	F
SS-HY-FDL45-04-14	1/4	M14 X 1.5	0.25	3.12	1.87	5/8	0.86	3/4
SS-HY-FDL45-04-16	1/4	M16 X 1.5	0.25	3.92	2.66	5/8	1.13	7/8
SS-HY-FDL45-06-16	3/8	M16 X 1.5	0.375	4.17	2.67	11/16	1.13	3/4
SS-HY-FDL45-06-18	3/8	M18 X 1.5	0.375	4.17	2.67	3/4	1.13	15/16
SS-HY-FDL45-08-22	1/2	M22 X 1.5	0.5	3.85	2.16	7/8	1.22	1-1/16
SS-HY-FDL45-10-26	5/8	M26 X 1.5	0.625	3.99	2.49	1-1/8	1.4	1-1/4
SS-HY-FDL45-12-30	3/4	M30 X 2.0	0.75	4.88	3.28	1-1/8	1.84	1-7/16
SS-HY-FDL45-16-36	1	M36 X 2.0	1	5.16	3.42	1-3/8	1.44	1-3/4



Product Number: SS-HY-FDL90

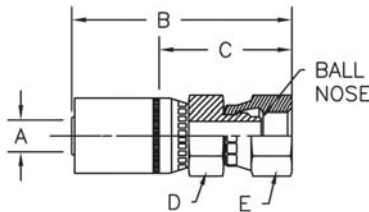
Name: Metric DIN Light, 90°

Material: 316 Stainless Steel

Uses: 1 & 2 Braided Hose

Hoses: 1SN (100R1), 2SN (100R2), R16, R17

TITAN PART NUMBER	HOSE I.D. (INCHES)	THREAD	DIMENSIONS (INCHES)					
			A	B	C	D	E	F
SS-HY-FDL90-04-14	1/4	M14 X 1.5	0.25	2.98	1.72	5/8	1.42	3/4
SS-HY-FDL90-04-16	1/4	M16 X 1.5	0.25	2.38	1.13	5/8	1.73	7/8
SS-HY-FDL90-06-16	3/8	M16 X 1.5	0.375	3.38	1.88	11/16	1.99	7/8
SS-HY-FDL90-06-18	3/8	M18 X 1.5	0.375	3.38	1.88	3/4	1.98	15/16
SS-HY-FDL90-08-22	1/2	M22 X 1.5	0.5	3.75	2.25	7/8	2.02	1-1/16
SS-HY-FDL90-10-26	5/8	M26 X 1.5	0.625	4.03	2.53	1-1/8	2.37	1-1/4
SS-HY-FDL90-12-30	3/4	M30 X 2.0	0.75	3.94	2.06	1-1/8	3.34	1-7/16
SS-HY-FDL90-16-36	1	M36 X 2.0	1	5.43	3.15	1-3/8	3.22	1-3/4
SS-HY-FDL90-12-30	3/4	M30 X 2.0	.75	3.87	2.28	1-1/8	2.82	1-7/16
SS-HY-FDL90-16-36	1	M36 X 2.0	1	4.95	3.22	1-3/8	3.22	1-3/4



Product Number: SS-HY-FDS

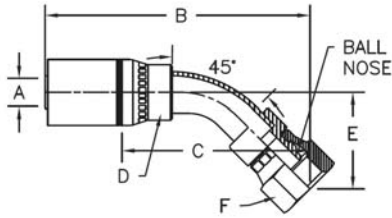
Name: Metric DIN Heavy

Material: 316 Stainless Steel

Uses: 1 & 2 Braided Hose

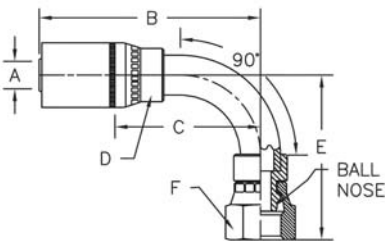
Hoses: 1SN (100R1), 2SN (100R2), R16, R17

TITAN PART NUMBER	HOSE I.D. (INCHES)	THREAD	DIMENSIONS (INCHES)				
			A	B	C	D	E
SS-HY-FDS-04-16	1/4	M16 X 1.5	0.25	2.51	1.25	11/16	7/8
SS-HY-FDS-04-18	1/4	M18 X 1.5	0.25	2.48	1.23	5/8	15/16
SS-HY-FDS-06-16	3/8	M16 X 1.5	0.375	2.79	1.29	3/4	7/8
SS-HY-FDS-06-20	3/8	M20 X 1.5	0.375	2.92	1.42	11/16	15/16
SS-HY-FDS-06-22	3/8	M22 X 1.5	0.375	2.77	1.27	3/4	1-1/16
SS-HY-FDS-08-20	1/2	M20 X 1.5	0.5	2.91	1.41	7/8	15/16
SS-HY-FDS-08-24	1/2	M24 X 1.5	0.5	2.84	1.34	7/8	1-3/16
SS-HY-FDS-10-30	5/8	M30 X 2.0	0.625	3.34	1.84	1-1/8	1-7/16
SS-HY-FDS-12-36	3/4	M36 X 2.0	0.75	3.43	1.84	1-5/16	1-3/4
SS-HY-FDS-16-42	1	M42 X 2.0	1	3.67	1.94	1-1/2	2



Product Number: SS-HY-FDS45
Name: Metric DIN Heavy, 45°
Material: 316 Stainless Steel
Uses: 1 & 2 Braided Hose
Hoses: 1SN (100R1), 2SN (100R2), R16, R17

TITAN PART NUMBER	HOSE I.D. (INCHES)	THREAD	DIMENSIONS (INCHES)					
			A	B	C	D	E	F
SS-HY-FDS45-04-16	1/4	M16 X 1.5	0.25	3.23	1.97	5/8	0.96	7/8
SS-HY-FDS45-04-18	1/4	M18 X 1.5	0.25	3.26	2.00	5/8	1.11	15/16
SS-HY-FDS45-06-20	3/8	M20 X 1.5	0.375	4.15	2.65	5/8	1.12	15/16
SS-HY-FDS45-06-22	3/8	M22 X 1.5	0.375	3.74	2.25	3/4	1.20	1-1/16
SS-HY-FDS45-08-24	1/2	M24 X 1.5	0.5	4.58	3.08	7/8	1.26	1-3/16
SS-HY-FDS45-10-30	5/8	M30 X 2.0	0.625	4.35	2.85	1-1/8	1.24	1-7/16
SS-HY-FDS45-12-36	3/4	M36 X 2.0	0.75	4.98	3.38	1-3/8	1.48	1-3/4
SS-HY-FDS45-16-42	1	M42 X 2.0	1	5.55	3.27	1-3/8	1.34	2



Product Number: SS-HY-FDS90
Name: Metric DIN Heavy, 90°
Material: 316 Stainless Steel
Uses: 1 & 2 Braided Hose
Hoses: 1SN (100R1), 2SN (100R2), R16, R17

TITAN PART NUMBER	HOSE I.D. (INCHES)	THREAD	DIMENSIONS (INCHES)					
			A	B	C	D	E	F
SS-HY-FDS90-04-16	1/4	M16 X 1.5	0.25	3.07	1.81	5/8	1.53	7/8
SS-HY-FDS90-04-18	1/4	M18 X 1.5	0.25	2.44	1.19	5/8	1.86	15/16
SS-HY-FDS90-06-20	3/8	M20 X 1.5	0.375	3.38	1.88	11/16	1.96	15/16
SS-HY-FDS90-06-22	3/8	M22 X 1.5	0.375	3.38	1.88	3/4	1.75	1-1/16
SS-HY-FDS90-08-24	1/2	M24 X 1.5	0.5	3.75	2.25	7/8	2.31	1-3/16
SS-HY-FDS90-10-30	5/8	M30 X 2.0	0.625	3.73	2.23	1-1/8	2.47	1-7/16
SS-HY-FDS90-12-36	3/4	M36 X 2.0	0.75	4.83	3.24	1-3/8	3.13	1-3/4
SS-HY-FDS90-16-42	1	M42 X 2.0	1	4.08	2.37	1-3/8	2.31	2

Push On Series



43 Series

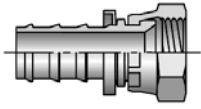
BW Series

HY Series

Push On Series

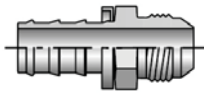
RR (ReUsable) Series

SS-PO-FJX p. 59



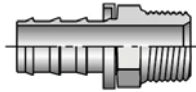
Push On - 37° Flare JIC
Female Swivel

SS-PO-MJ p. 59



Push On - 37° Flare JIC
Male Rigid

SS-PO-MP p. 60



Push On - Pipe Male Rigid

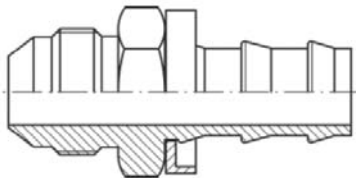


Product Number: SS-PO-FJX

Name: Push On - 37° Flare JIC Female Swivel

Material: 316 Stainless Steel

TITAN PART NUMBER	HOSE I.D. (INCHES)	THREAD
SS-PO-FJX-04-04	1/4	7/16 -20
SS-PO-FJX-06-06	3/8	9/16 -18
SS-PO-FJX-08-08	1/2	3/4 -16
SS-PO-FJX-10-10	5/8	7/8 -14
SS-PO-FJX-12-12	3/4	1-1/16 -12
SS-PO-FJX-16-16	1	1-5/16 -12



Product Number: SS-PO-MJ

Name: Push On - 37° Flare JIC Male Rigid

Material: 316 Stainless Steel

TITAN PART NUMBER	HOSE I.D. (INCHES)	THREAD
SS-PO-MJ-04-04	1/4	7/16 -20
SS-PO-MJ-06-06	3/8	9/16 -18
SS-PO-MJ-08-08	1/2	3/4 -16
SS-PO-MJ-10-10	5/8	7/8 -14
SS-PO-MJ-12-12	3/4	1-1/16 -12
SS-PO-MJ-16-16	1	1-5/16 -12

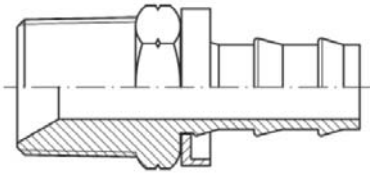
43 Series

BW Series

HY Series

Push On Series

RR (ReUsable) Series



Product Number: SS-PO-MP

Name: Push On -Pipe Male Rigid

Material: 316 Stainless Steel

TITAN PART NUMBER	HOSE I.D. (INCHES)	THREAD
SS-PO-MP-04-04	1/4	1/4
SS-PO-MP-06-06	3/8	3/8
SS-PO-MP-08-08	1/2	1/2
SS-PO-MP-12-12	3/4	3/4
SS-PO-MP-16-16	1	1
SS-PO-MJ-16-16	1	1-5/16 -12

ReUsable Hose End Series



43 Series

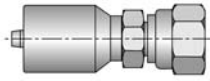
BW Series

HY Series

Push On Series

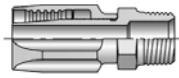
RR (ReUsable) Series

SS-RR2-FJX p. 63

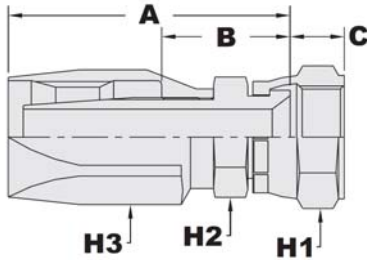


ReUsable JIC Female
Swivel (R2 Hose)

SS-RR2-MP p. 63



ReUsable Male Pipe (R2
Hose)



Product Number: SS-RR2-FJX

Name: ReUsable JIC Female Swivel (R2 Hose)

Material: 316 Stainless Steel

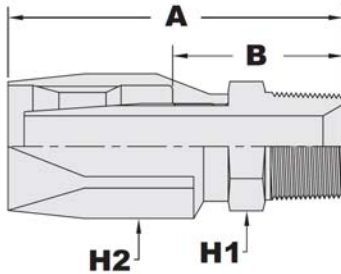
Uses: 2 Braided Hose

Hoses: SAE100R2 or 2SN (100R2)

43 Series

TITAN PART NUMBER	HOSE I.D.		THREAD T	DN	DIMENSIONS (MM)			H1	H2	H3
	SIZE	INCH			A	B	C			
SS-RR2-FJX-07-04	4	1/4"	7/16" -20	6	69	28	8.7	14.2	14.2	22
SS-RR2-FJX-09-06	6	3/8"	9/16" -18	10	77	31	9.5	17.4	17.4	25.4
SS-RR2-FJX-12-08	8	1/2"	3/4" -16	12	81	34	10.7	22.2	22.2	28.5
SS-RR2-FJX-17-12	12	3/4"	1-1/16" -12	20	103	42	14.3	31.7	31.7	38
SS-RR2-FJX-21-16	16	1"	1-5/16" -12	25	94.5	50	15.1	38.1	38.1	44.5

BW Series



Product Number: SS-RR2-MP

Name: ReUsable Male Pipe (R2 Hose)

Material: 316 Stainless Steel

Uses: 2 Braided Hose

Hoses: SAE100R2 or 2SN (100R2)

HY Series

TITAN PART NUMBER	HOSE I.D.		DN	THREAD T	DIMENSIONS (MM)		H1	H2
	SIZE	INCH			A	B		
SS-RR2-MP-04-04	4	1/4"	6	1/4" -18	55	14	14.2	22
SS-RR2-MP-04-06	6	3/8"	10	3/8" -18	60	14	17.4	25.4
SS-RR2-MP-08-08	8	1/2"	12	1/2" -14	67	19	22.2	28.5
SS-RR2-MP-12-12	12	3/4"	20	3/4" -14	80	19	28.5	38
SS-RR2-MP-16-16	16	1"	25	1" -11.5	95	24	38.1	44.5

Push On Series

RR (ReUsable) Series



**TITAN
FITTINGS**

- Search Products
- Personal Login
- Place Orders

Online Access

Find it. Price it. Get it.



www.TitanFittings.com



www.TitanFittings.com

+1-855-396-7836 or
+1-832-621-0221
sales@titanfittings.com

rev1531 © titan fitting LLC

